

Knott's BERRY FARM[®]

Guest Assistance Guide




TABLE OF CONTENTS

Introduction	.2
Guest Parking	.2
Wheelchair Rentals	.2
Guests with Hearing Impairments	.3
Merchandise	.3
Food Facilities	.3
Rest Rooms	.3
Telephones	.3
Automated Teller Machines	.3
Drinking Fountains	.4
Attractions	.4
Ride Rating System	.5
Key To Symbols	.6
Expectant Mothers	.12
Camp Snoopy	.13
Fiesta Village	.20
Boardwalk	.25
Ghost Town	.30
Shows/Entertainment	.36
Height Requirements	.37

INTRODUCTION

Welcome to Knott's Berry Farm. Our guidebook provides information of services and facilities available for guests with disabilities.

All of Knott's Berry Farm's attractions, shows and restaurants are accessible to guests with disabilities, including those using wheelchairs. The following information is intended to assist you with determining your ability to participate on the attractions and with access to services throughout the Park.

Knott's Berry Farm Guest Service Associates will be happy to answer any questions or concerns you may have.

For more detailed information about services for guests with disabilities, please visit our Guest Service Center near First Aid.

GUEST PARKING

Guests who have a state issued placard or license plate for the disabled may park in any parking lot. All posted parking fees apply.

All marked stalls reserved for the disabled are patrolled by the Buena Park Police Department and citations will be issued to vehicles not displaying a valid placard or plate.

Knott's Berry Farm's drop-off area can be used to pick up or drop off guests with disabilities. Our drop-off area is located directly in front of the Grand Entrance.

A Guest Service Associate is stationed at the pedestrian crosswalk, in the center of Grand Avenue, should you have any questions, or you may contact the Traffic Control Office direct at (714) 220-5014.

WHEELCHAIR RENTALS

Wheelchairs and Electric Convenience Vehicles may be rented from the Wheelchair and Stroller Rental Shop located just inside Ghost Town, next to the Geode Shop. Rentals are on a first-come, first-serve basis for a minimal daily charge, plus deposit. Quantities are limited. Electric Convenience Vehicles can be reserved in advance by calling (714) 220-5495.

Guests may also bring their own wheelchair or battery-powered vehicle. For those guests who choose to use a battery-powered vehicle or wheelchair, we require that a safe speed be maintained while traveling in the Park.

For any questions on rental fees, you may contact our Information Office at (714) 220-5200.

GUESTS WITH HEARING IMPAIRMENTS

To enhance the visit of our guests with hearing impairments, hearing assistance devices are available at the Information Center, located at the Grand Entrance of the Park. A form of I.D. is left at Information.

MERCHANDISE

All shops and games provide accessibility to guests with disabilities, including those using wheelchairs. Please contact a Guest Service Associate for additional assistance at any merchandise or game location, if necessary. Guest Service Associates will be happy to assist in reaching merchandise or reading price tags.

FOOD FACILITIES

All food service locations and full service restaurants are accessible to guests using wheelchairs. These include the Chicken Dinner Restaurant®, TGI Friday's, the Ghost Town Grill, Spurs, Johnny Rockets® and Panda Express®.

Guests with vision impairments may ask a Guest Service Associate for assistance with obtaining information on menu items and prices.

Guest Service Associates will be happy to assist with restaurant orders and bringing orders to the tables.

REST ROOMS

All rest rooms have facilities designed for access to guests using wheelchairs.

TELEPHONES

CALIFORNIA MARKETPLACE®

- Just outside the Grand Entrance next to the Guest Relations Office.

GHOST TOWN

- In the GhostRider® area, next to the Security Office

AUTOMATED TELLER MACHINES

There are automated teller machines at Knott's Berry Farm. All machines are accessible to guests in wheelchairs. They are located at the Grand Entrance to the Park, next to the ticket booths, Xcelerator Shop in the Boardwalk area, Peppermint Patty's Candy Cabin in Camp Snoopy, in the General Store in Ghost Town and in the MarketPlace Emporium on Grand Ave.

All automated teller machines have instructions and numeric keys labeled in Braille for our guests with vision impairments.

DRINKING FOUNTAINS

Guests in wheelchairs can find accessible drinking fountains throughout Knott's Berry Farm.

ATTRACTIONS

We are committed to providing our guests with a safe environment and we want our guests to have a safe and enjoyable day. Many amusement park rides incorporate safety systems designed by the manufacturer to accommodate people of average physical stature and body proportion. These safety systems may place restrictions on the ability of an individual to safely experience the ride. Extremely large or small individuals, guests who have heart, back or neck trouble, pregnant women, people who have had recent surgery, or people with casts, braces, restrictive devices or disabilities may not be safely accommodated by these systems. For example, height requirements are based on the size needed for the safety restraints to function properly and the level of maturity usually associated with a certain height. Knott's Berry Farm's Ride Admission Policy is based on the requirements of the manufacturer, our past experience and our evaluation of each ride using our knowledge of the ride in both normal and emergency operating conditions. Our prime consideration is the ability of each person to endure the dynamics of a ride without risk of injury to that person or other riders. Any guest who feels he or she may be affected by this policy is encouraged to visit our Information Center to get more information if he or she can safely ride **and is encouraged to review this Guest Assistance Guide.**

Please Ride Safely






As a rider, you are responsible for your own safety. Please read this guide and all instructional signage before riding. Listen to and follow all operator instructions. Any person who intentionally removes a safety restraint, violates a park safety policy, or appears to be under the influence of alcohol or chemical intoxicants will be removed from the park without refund. **Before riding, please note all safety warnings for each ride.**

In general:

- Face forward and remain seated in an upright position and hold on until the ride comes to a complete stop.
- All passenger restraint systems, including lap bars, shoulder harnesses, and seatbelts, must be positioned, fastened, and tightened at all times.
- Secure loose items (glasses, hats, wallets, keys, etc.) or leave them with a non-rider.
- No picture taking or video recording while riding.
- You are responsible for your personal property.
- Please keep all parts of your body inside the ride unit at all times.
- Shirt, shoes, and shorts/pants are required on all theme park rides.
- Please finish food and drink before boarding the ride.
- Smoking is only permitted in the designated smoking areas.
- Supervise children at all times.

RIDE RATING SYSTEM

A ride rating system has been designed which provides a scale for rating the thrill factor of each attraction. The intent is to provide a scale to guide park guests in determining which attractions to participate on, based on their own experience level, physical condition and abilities.

CATEGORY	DESCRIPTION
Low Thrill Attractions 	Attractions that are generally calm and gentle in nature.
Mild Thrill Attractions 	Low to medium speeds. Gentle motion and braking. Attractions have smooth transitions with some change in elevation and speed.
Moderate Thrill Attractions 	Low to medium speeds. Heights may vary. Moderate or unexpected forces can be generated during the ride.
High Thrill Attractions 	May have high speeds or heights. Significant or unexpected forces can be generated during the cycle.
Aggressive Thrill Attractions 	High speeds or heights. Aggressive and unexpected forces generated during the ride. Riders may experience rapid directional changes.

KEY TO SYMBOLS

The following symbols and attraction ratings are used to define our attractions on the following pages.



Ambulatory



Accommodates Wheelchairs



Prohibited for guests with back trouble



Prohibited for guests with heart trouble or high blood pressure



Prohibited for guests with neck trouble



Prohibited for expectant mothers



Prohibited for guests who have had recent surgery



Must be at least this height to participate on the attraction



Cannot be any taller than this to participate



Maximum rider weight.



Must be accompanied by a supervising companion of proper height to participate.



Maximum height of attraction



Maximum Speed of Attraction

Before You Ride

In general, all riders should be in good health and free from any conditions known or unknown that might be aggravated by riding. If you have any doubt about your ability to safely experience an attraction, we urge you to consult with our staff at our Guest Service Center or First Aid. Remember, if you suspect your health could be at risk for any reason, or you could aggravate a pre-existing condition of any kind, **DO NOT RIDE**.

While all amusement attractions have associated risks, certain individuals are at increased risk for injury from these attractions. Carefully evaluate each attraction to determine if you or members of your party can safely participate. We reserve the right to deny access to an attraction to anyone we feel may not be able to safely experience the attraction or may be a hazard to other riders.

Generally, guests must have the ability to brace themselves upright in the seat and support their head and neck during the ride movements.

Alternate Access Entrances & Attraction Boarding Passes

Knott's Berry Farm's Ride Admission Policy and Alternate Access Entrances are designed to help you safely experience our facilities and provide equal access to all guests. The safety of guests and associates are our #1 priority at Knott's Berry Farm. Safety is a shared partnership between the park and our guests. Not everyone can safely enjoy every ride. Guests are asked to review and carefully consider the ride restrictions using good judgment. However, we reserve the right to make the final decision regarding the eligibility of a rider based on a person's size, weight, willingness to ride, or other limitations. Please refer to your individual Rider Access Form for rides that will safely accommodate you. If you require the use of an Alternate Access Entrance, please visit Guest Services to obtain a Rider Access Form, Boarding Pass, and Guest Assistance Guide. The Guest Assistance Guide explains the ride entry guidelines and procedures and provides specific information related to each attraction. Alternate Access Entrances are intended to accommodate guests with mobility restrictions or Autism Spectrum Disorder (ASD) and not to bypass others waiting in line. This service is available for a guest with restricted mobility or ASD and up to four companions.

To provide equal access for all guests, we have developed a Boarding Pass Program which allows guests with mobility restrictions or ASD to access rides at specified times via the Alternate Access Entrance (usually a ride's exit) in order to avoid crowds and waiting in the regular queue.

- Guests who are in possession of a Boarding Pass will obtain a boarding or "ride" time on the Boarding Pass that is equal to the anticipated wait time for a particular ride from the ride associate at the Alternate Access Entrance (usually a ride's exit). Guests can then choose to rest comfortably away from the queue area or enjoy another ride that does not have a line, visit a shop, see a show, or play a game until their boarding time.

Information on where guests access the ride is posted on each Ride's Safety Guide Sign. All guests, regardless of point of access, are required to meet all riding requirements for the ride, including height and medical restrictions in order to ride/participate.

Here's How It Works

The guest with a mobility impairment or ASD should visit the Information Center upon his/her arrival at the park to express his/her inability to wait in the regular line. Some questions are asked to ensure that the rider has the required physical criteria in order to safely experience attractions, and a Boarding Pass is issued for the guest in question and up to four riding companions.

For attractions that do have lines, the Boarding Pass will be required. The rider (or a member of their party) obtains a boarding time from - the Guest Service Associate at the Alternate Access Entrance, equivalent to the length of the ride line.

The guest listed on the Boarding Pass must be present as a rider when a Boarding Pass is being utilized.

Guests may not accumulate more than one boarding time at a time.

Access Symbols

Symbols indicate boarding procedures for each ride and are defined below.



This symbol is used to identify attractions where guests may remain in or use a wheelchair. These attractions include Calico Railroad.



This symbol is used to identify attractions where guests must be able to walk independently or be assisted by a member of their party. A wheelchair may be left in a designated position on or near the ride platform.

Height Requirements

All guests must meet all height and weight requirements for each attraction as posted at the attraction entrance. Guests may be measured at each attraction to ensure that all requirements are being met prior to boarding an attraction vehicle.

Guests of a Larger Size

All passenger restraint systems, including lap bars, shoulder harnesses and seatbelts, must be positioned and fastened properly to allow guests to ride.

Due to rider restraint system requirements, guests of a larger size may not be accommodated on some of our attractions. This may apply, but not be limited to guests who exceed 6'2" or those who exceed 225 pounds, have a 40" waistline or 52" chest.

Our larger guests may experience difficulty on the following, but not limited to, GhostRider, La Revolución, Pony Express, Waveswinger, Xcelerator and HangTime.

You may enter the ride via the exit to ensure the restraints function properly prior to waiting in line. Test seats are located at the entrance to Xcelerator, Silver Bullet, Pony Express and HangTime.

Extremely large or small individuals, guests who have a history of heart, back, or neck trouble or recent surgery, expectant mothers, guests with casts, braces, restrictive devices or disabilities may be affected by the requirements needed to ensure these systems operate properly. For example, height requirements are based on the size needed for the safety restraints to function properly. These requirements are posted at the entrance of each attraction.

Service Animals

Service animals are welcome at Knott's Berry Farm. Service animals must be physically controlled on a leash or harness at all times. Due to the nature of most attractions, service animals must remain with a non-riding member of the guest's party. Knott's Berry Farm Guest Service Associates are not permitted to take control of service animals. A rest area is available for service animals next to the Wheeler Dealer Bumper Cars. Guests whose service animals demonstrate aggressive actions toward our guests or employees will be directed to remove the animal from the park.

Guests with service animals should follow the same procedures on the attractions as those outlined for guests with mobility impairments.

Service animals may be taken on the Calico Railroad, Stagecoach, Sky Cabin, Calico Mine Ride, Merry-Go-Round (chariot seating), Voyage to the Iron Reef and Grand Sierra Railroad.

Evacuations

Evacuations may be required due to such causes as a mechanical problem, weather conditions, or power interruptions. If an evacuation is required, guests may need to maneuver across catwalks, from the highest point of the ride, and down steeply inclined catwalks or steps. Ride units may also stop at the top of lifts or on the ride course due to mechanical reasons.

If an evacuation from a ride/attraction is required, for safety reasons, we may evacuate ambulatory guests prior to evacuating those guests using wheelchairs or those that require additional assistance. If so, you accept any danger due to the delayed evacuation or if we need to physically lift or lower you.

Casts and Braces

Guests with casts or braces will be restricted from participating on attractions where the cast or brace will not fit inside the ride vehicle or where it will present a hazard to the guest or others. Guests with full arm (elbow restricted) and full leg (knee restricted) casts or braces are restricted from most attractions at Knott's Berry Farm.

Due to the restraint system and the dynamics of the ride, any type of casts is prohibited from the following attractions: Pony Express, Silver Bullet, HangTime and GhostRider.

If in doubt about your ability to safely experience an attraction, we urge you to consult with the Ride Operations Staff.

Prosthetic Devices

Guest with any type of prosthesis should not participate on Supreme Scream, Xcelerator, Waveswinger, Sol Spin, HangTime or La Revolución unless they can ensure the device is properly secured and will remain in place during the ride. If there is any concern of the prosthesis becoming dislodged during the ride, guest should ask for a Ride Operations Supervisor for assistance.

Prosthetic devices are prohibited on Silver Bullet.

Strobe Lighting/Photosensitivity

Many attractions utilize special effects including strobe lighting and specialty show lighting that may impact guests with certain medical conditions.

Attractions utilizing these effects include; Timber Mountain Log Ride, Calico Mine Ride, Xcelerator, GhostRider, Silver Bullet, HangTime and Pony Express.

Magnetic Fields on Rides

Magnetics are used at the following attractions: Xcelerator, Sierra Sidewinder, Coast Rider, HangTime and Pony Express. Guests with medical devices sensitive to magnetic fields (pacemakers, hearing aids, etc.), should consider these factors when deciding to ride.

Oxygen Tanks

Due to the dynamic nature of attractions, oxygen tanks are not permitted on most attractions. Please consult with the Guest Services to speak with a member of Ride Operations management to discuss available attractions. Oxygen tanks are permitted in all restaurants, shops and entertainment venues.

Definitions

Every attraction entrance lists height requirements and special instructions regarding the ride. Knott's Berry Farm uses the following terms:

Supervising Companion

Many of our rides have height requirements that allow a guest under that requirement to ride with a supervising companion. A supervising companion is someone who meets all the requirements to ride the ride themselves, is 14 years of age or older, and demonstrates appropriate observed behavior. Supervising companions are responsible for ensuring that the guest remains seated properly where applicable and follows all rules and regulations. The supervising companion must be seated in the same seat (row) as the guest who needs accompaniment and can accompany the number of riders for which the seat is designed. For example, if a seat is designed for three people, the supervising companion can accompany two riders.

Shoes

For the safety of your child, a standard play shoe which does not contribute excessively to the child's height is required. For example, a child is not permitted to wear platform shoes to help meet a height requirement. Knott's Berry Farm reserves the right to ask that shoes be removed to ensure that a child's height is not being artificially enhanced or manipulated.

Hand-Held Infant

Hand-held infants are children who are unable to independently walk or maintain seated postural control and will not be able to ride the rides with a supervising companion.

Functioning Extremity

A functioning extremity is a limb over which a person has control, A prosthetic device is considered a functioning extremity (unless noted otherwise by the ride manufacturer).

Ability to hold on or brace

Ability to use one's arms to maintain a grasp on an assist bar and support one's body during normal and emergency procedures on a ride and to use one's legs to brace to maintain a seated position during the forces of the ride.

Criteria

Knott's Berry Farm's Ride Admission Policy is designed to allow our guests to participate in the enjoyment of our Park as much as possible. The policy was developed by analyzing the neutral criteria required to safely participate on a particular attraction. Each attraction was evaluated for the criteria necessary for an individual to participate safely. It is our policy to allow anyone to participate who meets all these requirements and is not a hazard to themselves or others. We continue to evaluate and update our Ride Admission Policy as necessary.

The evaluation of each attraction considered the following 10 neutral criteria, which may be required of a guest to safely participate on a particular attraction.

1. The ability to exhibit independent seated postural control under the dynamic conditions of the ride.

Explanation: The guest must have the body and spinal control to sit upright without the aid of other people or devices. The guest must also have sufficient muscle control to support their head, neck and upper torso during the course of the ride, including the dynamic motion of the ride. Certain ride units such as Merry Go Round horses require the ability to form a saddle posture with the guest's thighs.

2. Appropriate center of gravity.

Explanation: The guest's body must have the appropriate weight distribution for the specific attraction.

3. Ability to hold on with one functioning arm.

Explanation: A functioning arm is an upper extremity or prosthesis exhibiting good grip control and the ability to brace, and enough strength to allow the guest to maintain the proper riding position throughout the duration of the ride. Any arm prosthesis must remain properly secured under the dynamic forces of the ride. Due to manufacturer requirements, some attractions may exclude prosthetics.

4. Ability to hold on with two functioning arms.

Explanation: Ability to hold on with two functioning arms as defined above.

5. Ability to brace self with one functioning leg.

Explanation: The guest must have one functioning leg to be used for bracing the body during the course of the ride. A functioning leg may be a normal or a prosthesis that can be used for bracing. Any leg prosthesis must remain properly secured under the dynamic forces of the ride. Due to manufacturer requirements, some attractions may exclude prosthetics.

6. Ability to brace self with two functioning legs.

Explanation: The guest must have two functioning legs to be used for bracing the body during the course of the ride and maintain balance when entering and exiting the ride vehicle. A functioning leg may be a normal leg or a prosthesis that can be used for bracing.

7. Minimum of two functioning extremities.

Explanation: The guest must have a minimum of two functioning extremities (two legs, two arms, or one arm and one leg) to brace self during the course of the ride and assist in entering and exiting the ride vehicle.

8. Minimum of three functioning extremities.

Explanation: The guest must have a minimum of three functioning extremities (two legs and an arm or two arms and a leg) to brace self (with tripod bracing) during the ride course.

9. Ability to enter and exit the ride vehicle within specified parameters without endangering self or others.

Explanation: The guest must be able to enter and exit the ride vehicle without jeopardizing self or others and to assist with their own evacuation if necessary. This may include special arrangements such as entering through the exit or having someone aid them in boarding. If a guest has to be lifted in and out of a ride vehicle, this must be accomplished by a supervising companion who is accustomed to the task. For the safety of our operators and guests, our Guest Service Associates are instructed not to perform this function, other than in the children's attraction areas.

10. Appropriate observed behavior:

Explanation: Guest demonstrates appropriate observed behavior indicating a willingness and ability to participate and/or follow rider requirements. Appropriate observed behavior may include, but not limited to, maintaining proper riding position, attention and compliance to safety instructions, proper use of all ride or safety equipment and a willingness to participate.

Guest have the duty to:

- Exercise good judgement.
- Act in a responsible manner while participating on the attraction.
- Obey all warnings prior and during participation.
- Not participate while under the influence of alcohol or drugs.
- Property use all ride safety equipment provided.

In addition to the basic neutral criteria previously defined, each attraction was evaluated relative to the specific temporary conditions that may prevent a guest from safely participating on a particular attraction. The specific conditions that were evaluated are:

- Braced arm cast
- Full leg cast
- Forearm Cast
- Foot or lower leg cast
- Cervical collar or neck brace
- Broken collar bone
- Full arm cast
- The suitability of safety carrying handheld infants

Also evaluated for each attraction is the suitability of safely carrying hand-held infants. A hand-held infant is defined as a child who is not yet able to walk independently. Guests taking hand-held infants onto attractions, not specifically restricted, should be advised to use caution.

EXPECTANT GUESTS

Expectant mothers are limited from participating on the following attractions, due to the dynamic motion involved when riding:

- | | |
|----------------------------|-----------------------------------|
| Boomerang | Pig Pen's Mug Buggies |
| Camp Bus | Pony Express |
| Calico River Rapids | Rapid River Run |
| Charlie Brown's Kite Flyer | Rocky Mountain Trucking Co. |
| Coast Rider | Sierra Sidewinder |
| Dragon Swing | Silver Bullet |
| GhostRider® | Sol Spin |
| HangTime | Supreme Scream SM |
| Hat Dance | Timber Mountain Log Ride |
| High Sierra Ferris Wheel | Timberline Twister |
| Jaguar!® | Waveswinger |
| La Revolucion | Wheeler Dealer Bumper Cars |
| Linus Launcher | Wipeout |
| Montezooma's Revenge® | Woodstock's Airmail SM |
| Pacific Scrambler | Xcelerator SM |

CAMP SNOOPY

SIERRA SIDEWINDER

(Moderate roller coaster and spinning-type ride)

4



The Sierra Sidewinder is a family roller coaster where the individual cars spin freely during the course of the ride. Because of the spinning action of the cars, you will never experience the same ride twice.

Please notify the Guest Service Associate on the loading platform, by having a member of your party enter through the exit. The Guest Service Associate will direct you to the wheelchair lift and assist you in boarding the train.

To board the ride, riders must be able to transfer into the seat. The seat is 17" wide and 15" deep.

Each rider must be able to remain sitting up straight, keeping their head upright, their back and shoulders against the seat back, and their hands, arms, legs and feet down and inside the ride at all times. Riders must be able to hold on with one functioning hand and brace with one functioning leg. Riders with a neck brace, broken collar bone, or a full arm cast must not ride. Riders with a full leg cast can participate providing the leg cast can fit inside of the ride and the restraint system can be used as designed. Please review all restrictions listed on the sign at the attraction entrance.

Guests prone to seizures, dizziness, claustrophobia, or high blood pressure should not ride.

Service animals cannot accompany the guest on this attraction.

ROCKY MOUNTAIN TRUCKING CO.

(Moderately moving vehicle)

1



Riders can travel along a scenic highway in their very own semi-truck.

Wait by the exit gate located to the right of the attraction entrance. A Guest Service Associate will direct the guest to a truck.

Each rider must be able to remain sitting up straight, keeping their head upright, their back and shoulders against the seat back, and their hands, arms, legs and feet down and inside the ride at all times. Riders must be able to hold on with two functioning arms and brace with one functioning leg. To participate riders must have a minimum of three functioning extremities. Please review all restrictions listed on the sign at the attraction entrance.

There are two areas per truck in which guests may sit. The first area is an enclosed cab that will only accommodate children. The doorway is 16" wide and 16" off the ground. Each rider must be able to maintain an upright and stable position. The second seating area is above the cab and can accommodate most guests. Its entryway is 16" wide and is 20" off the ground. Riders must have at least one lower extremity or lap to accommodate the seat belts.

Service animals cannot accompany the guest on this attraction.

WOODSTOCK'S AIRMAIL

(Moderately moving, bouncing vehicle)



Guests are seated on a bench seat and taken to a height of 20 feet. Once the guests reach the top, the ride vehicle will bounce until it reaches the ground.

Wait at the attraction exit, located to the right of the attraction entrance. A Guest Service Associate will direct the guest and their escort to a seat.

All riders must be able to transfer to a seat, that is suspended 27" above the ground.

Each rider must be able to remain sitting up straight, keeping their head upright, their back and shoulders against the seat back, and their hands, arms, legs and feet down and inside the ride at all times. Riders must be able to hold on with one functioning arm and brace with two functioning legs. Two functioning arms are sufficient instead of three functioning extremities if the guest has a normal center of gravity and the lower extremities are sufficiently strong to maintain proper riding posture under the dynamic conditions of the ride. Amputations must be at the knee or below. Riders with a neck brace, broken collar bone, or a full arm cast must not ride. Riders with a full leg cast can participate providing the leg cast can fit inside of the ride and the restraint system can be used as designed. Please review all restrictions listed on the sign at the attraction entrance.

Total combined weight of all guests on the attraction must be under 600 pounds.

Service animals cannot accompany the guest on this attraction.

Only two adults may be accommodated per trip. Adults must sit in one of the two end adult seats. Also, a lap bar is used, which locks in one position, 9" from the back of the seat.

GRAND SIERRA RAILROAD (Authentic steam train)



The Grand Sierra Railroad is a miniature replica of a steam engine locomotive. It tours around Reflection Lake and across a real drawbridge. This is a ride that the entire family can enjoy.

Wait by the exit gate located to the right of the attraction entrance. A Guest Service Associate will direct the guest and their escort to a seat.

Each rider must be able to remain sitting up straight, keeping their head upright, their back and shoulders against the seat back, and their hands, arms, legs and feet down and inside the ride at all times. Infants and small children should sit in the center of the bench. Please review all restrictions listed on the sign at the attraction entrance.

The guest with mobility impairments should have someone in their party to assist them while boarding the attraction. Guests must step up 16" to board the train cars. The train is not wheelchair accessible.

Service animals may accompany guests on this attraction.

BALLOON RACE

(Revolving elevated vehicle)



On the Flying Ace Balloon Race, guests board one of several brightly colored balloons that slowly rise into the air as the entire ride rotates. It is a ride that the entire family can enjoy.

The ramp that leads to the Balloon Race is located next to the Linus Launcher attraction. Wait by the wheelchair access gate located to the left of the attraction entrance. A Guest Service Associate will direct the guest and their escort to a seat.

Each rider must be able to remain sitting up straight, keeping their head upright, their back and shoulders against the seat back, or be accompanied by a supervising Companion. Riders must be able to keep their hands, arms, legs and feet down and inside the ride at all times. Riders must be able to hold on with two functioning arms and brace with one functioning leg. Two functioning arms are sufficient instead of three functioning extremities if the guest has a normal center of gravity and the lower extremities are sufficiently strong to maintain proper riding posture under the dynamic conditions of the ride. Amputations must be at the knee or below. Riders with a full leg cast can participate providing the leg cast can fit inside of the ride and the restraint system can be used as designed. Riders must be able to enter and exit the ride vehicle within specified parameters, without endangering self or others or be accompanied by a supervising Companion. Please review all restrictions listed on the sign at the attraction entrance.

The guest with mobility impairments should have someone in their party to assist them while boarding the attraction. To board the ride, you must be able to step up 13" and enter through an entry way of 16" wide.

Service animals cannot accompany the guest on this attraction.

LINUS LAUNCHER (Revolving suspended vehicle)



Lay on Linus' blanket and enter a classic Peanuts moment as Snoopy grabs the blanket and launches guest up to 10 feet in the air. Enjoy a Woodstock's eye view of Huffand Puff, The Grizzly Creek Lodge, and all of Camp Snoopy below!

Limit one adult per vehicle. Total combined weight is 275 lbs. per vehicle.

Each rider must be able to exhibit independent postural control under the dynamic conditions of the ride. Riders must be able to hold on with two functioning arms and brace with one functioning leg. Riders must have sufficient lower extremities to ensure the ride restraint system adequately restrains them. To participate riders must have a minimum of three functioning extremities. Guests with a cervical collar or neck brace, broken collar bone, full leg cast, or a full arm cast must not ride. Please review all restrictions listed on the sign at the attraction entrance.

The restraint system must remain secure throughout the ride.

Alternate access is available at the exit to the left of the entrance. Guests will have to take several steps, on their own or with the assistance of a companion, and be capable of elevating themselves up into the ride unit which may shift.

Service animals cannot accompany the guest on this attraction.

FLYING ACE (Revolving elevated vehicle)



Guests board World War I biplanes and as the ride rotates, the pilot can control a lever that allows them to maneuver the plane up or down.

Wait by the exit gate located to the far right of the attraction entrance. A Guest Service Associate will direct the guest and their escort to a plane.

Some riders may require assistance while boarding, because the seats are 27" off of the ground. Riders are seated individually on this attraction. Therefore each rider must be able to maintain an upright and stable position. Riders should have at least one lower extremity or lap to accommodate the safety restraints. The seat is 17" wide and 11" deep. To fully experience the effects of this attraction, riders should be able to operate the flight control stick by pushing or pulling it with their hands. Riders may need assistance in and out of the planes.

Each rider must be able to remain sitting up straight, keeping their head upright, their back and shoulders against the seat back, and their hands, arms, legs and feet down and inside the ride at all times. Riders must be able to hold on with one functioning arm and brace with one functioning leg. Two functioning arms are sufficient instead of one functioning arm and one functioning leg if the guest is able to form a saddle posture with leg remnants sufficient to brace self upright in the seat. Amputations must be at the knee or below. Riders must have a minimum of two functioning extremities. Riders with a full leg cast can participate providing the leg cast can fit inside of the ride and the restraint system can be used as designed. Please review all restrictions listed on the sign at the attraction entrance.

Service animals cannot accompany the guest on this attraction.

The flight control sticks for both seats of each plane are connected. Therefore, guests with spinal, joint or bone conditions should consider riding solo in a plane.

HIGH SIERRA FERRIS WHEEL (Rotating elevated ride)



The High Sierra is a replica fashioned after the ferris wheels of the 1890s.

Wait by the exit gate located to the right of the attraction entrance. A Guest Service Associate will direct the guest to a basket.

Each rider must be able to remain sitting up straight, keeping their head upright, their back and shoulders against the seat back, and their hands, arms, legs and feet down and inside the ride at all times. Riders must be able to hold on with one functioning arm and brace with one functioning leg. Riders with a full leg cast can participate providing the leg cast can fit inside of the ride and the restraint system can be used as designed. Please review all restrictions listed on the sign at the attraction entrance.

To board the ride, riders must be able to go up a ramp and negotiate two 7" steps. The seat is 38" wide and 15" deep. Riders must be able to maintain an upright and stable position. Therefore, riders must have at least one lower extremity or lap to accommodate the seat belt.

Service animals cannot accompany the guest onto this attraction.

No children on laps.

CHARLIE BROWN'S KITE FLYER

(Revolving suspended vehicle)



"Fly a Kite" with Charlie Brown as campers soar above the land's winding paths and babbling streams — but watch out for the kite-eating tree! As the tree rises, good old Charlie Brown is revealed upside down and all tied up in kite string!

Maximum of two guests per swing. Maximum total weight per swing is 275 lbs.

The swings are free hanging and suspended from an elevated, turning, and slanted tower. Individual lap bars and a between the legs safety chain secure riders.

Each rider must be able to remain sitting up straight, keeping their head upright, their back and shoulders against the seat back at all times. Riders must be able to hold on with one functioning arm and brace with one functioning leg. To participate riders must have a minimum of three functioning extremities. Two functioning arms are sufficient instead of three functioning extremities if the rider has a normal center of gravity and the lower extremities are sufficiently strong to maintain proper riding posture under the dynamic conditions of the ride. Amputations must be at the knee or below. Guests with a cervical collar or neck brace, or a full leg cast must not ride. Please review all restrictions listed on the sign at the attraction entrance.

Alternate access is available at the exit to the right of the entrance. Guests will have to take several steps, on their own or with the assistance of a companion, and be capable of elevating themselves up into a swing which may shift.

Service animals cannot accompany the guest on this attraction.

HUFF AND PUFF (Slow to moderate moving vehicle)



The Huff and Puff consists of individual cars propelled around a track by the rider.

Wait by the exit gate located to the left of the attraction entrance. A Guest Service Associate will direct the guest to a car.

The Huff and Puff cars will only accommodate a single guest. Therefore, each rider must be able to maintain an upright and stable position while riding. The riders provide the force that propels the cars around the track. In order to power the cars, riders must be able to grasp and 'pump' the handle back-and-forth.

Each rider must be able to remain sitting up straight, keeping their head upright, their back and shoulders against the seat back, and their hands, arms, legs and feet down and inside the ride at all times. Riders must be able to hold on with one functioning arm and brace with one functioning leg. To participate riders must have a minimum of three functioning extremities. Two functioning arms are sufficient instead of three functioning extremities if the rider has a normal center of gravity and the lower extremities are sufficiently strong to maintain proper riding posture under the dynamic conditions of the ride. Riders with a full leg cast can participate providing the leg cast can fit inside of the ride and the restraint system can be used as designed. Please review all restrictions listed on the sign at the attraction entrance.

Service animals cannot accompany the guest onto this attraction.

CAMP BUS (Moderately rotating, elevated vehicle)



You can ride off to camp in a bus with Snoopy and the Peanuts gang. The bus lifts off the ground and goes in a circular motion rotating in two different directions.

Wait at the ride exit located to the right of the attraction entrance. A Guest Service Associate will direct the guest and their escort to a seat.

To enter the bus you must step up 15" and pass through a doorway 13" wide. There is a horizontal bar that is lowered onto a row of riders. The rider must be able to maintain an upright and stable position.

Each rider must be able to remain sitting up straight, keeping their head upright, their back and shoulders against the seat back, and their hands, arms, legs and feet down and inside the ride at all times. Riders must be able to hold on with one functioning arm and brace with one functioning leg. Two functioning arms are sufficient instead of one functioning arm and one functioning leg if the guest has a normal center of gravity and the lower extremities are sufficiently strong to maintain proper riding posture under the dynamic conditions of the ride. Amputations must be at the knee or below. Riders must have a minimum of two functioning extremities. Guests with a cervical collar or neck brace must not ride. Riders with a full leg cast can participate providing the leg cast can fit inside of the ride and the restraint system can be used as designed. Please review all restrictions listed on the sign at the attraction entrance.

Service animals cannot accompany guests onto this attraction.

PIG PEN'S MUD BUGGIES (Revolving bouncing vehicle)



Tykes can climb aboard their very own all-terrain vehicle for an adventurous ride around the High Sierras. Six four-seater ATVs will spin, bounce, and bump, while Pig Pen looks on from his center perch.

Maximum four guests per car; limit one adult.

A shared seat belt is used to secure riders across the thighs and pelvis.

Alternate access is available via the exit to the right of the entrance. Guests will have to take several steps on their own or with the assistance of a companion to access the ride unit.

Each rider must be able to remain sitting up straight, keeping their head upright, their back and shoulders against the seat back, and their hands, arms, legs and feet down and inside the ride at all times. Riders must be able to hold on with one functioning arm and brace with one functioning leg. Two functioning arms are sufficient instead of one functioning arm and one functioning leg if the guest has a normal center of gravity and the lower extremities are sufficiently strong to maintain proper riding posture under the dynamic conditions of the ride. Amputations must be at the knee or below. Riders must have a minimum of two functioning extremities. Guests with a cervical collar, a neck brace, broken collar bone, or a full arm cast must not ride. Riders with a full leg cast can participate providing the leg cast can fit inside of the ride and the restraint system can be used as designed. Please review all restrictions listed on the sign at the attraction entrance.

Service animals cannot accompany the guest on this attraction.

TIMBERLINE TWISTER (Moderate roller coaster-type ride)



This is a children's roller coaster. It is a bumpy ride, with many dips and turns, which travels through a forested area.

Wait at the exit of the attraction located to the right of the attraction entrance. A Guest Service Associate will direct the guest and their escort to a car.

Riders must step up 18" to enter or transfer to their seat. Riders should have at least one lower extremity or lap to accommodate the lap bar. Due to the nature of the lap bar system on this ride, weight or size restrictions may apply. Riders must be able to maintain a stable upright position while riding.

Each rider must be able to remain sitting up straight, keeping their head upright, their back and shoulders against the seat back, and their hands, arms, legs and feet down and inside the ride at all times. Riders must be able to hold on with one functioning arm and brace with one functioning leg. Riders must have a minimum of three functioning extremities. Guests with a cervical collar, a neck brace, broken collar bone, or a full arm cast must not ride. Riders with a full leg cast can participate providing the leg cast can fit inside of the ride and the restraint system can be used as designed. Please review all restrictions listed on the sign at the attraction entrance.

Service animals cannot accompany the guest on this attraction.

RAPID RIVER RUN (Moderately moving, spinning vehicle)



The raft travels back and forth on an upward curved track, while spinning.

Enter through the exit, located on the north end of the ride and wait at the top of the ramp. A Guest Service Associate will direct the guest and escort to a seat.

Guests with mobility impairments need to transfer onto a seat that is 15" above the loading platform. The gateway to the seat is 11" wide. While riding all riders must be able to maintain an upright and stable position.

Each rider must be able to remain sitting up straight, keeping their head upright, their back and shoulders against the seat back, and their hands, arms, legs and feet down and inside the ride at all times. Riders must be able to hold on with one functioning arm and brace with one functioning leg. Riders must have a minimum of three functioning extremities. Guests with a cervical collar, a neck brace, broken collar bone, or a full arm cast must not ride. Riders with a full leg cast can participate providing the leg cast can fit inside of the ride and the restraint system can be used as designed. Please review all restrictions listed on the sign at the attraction entrance.

Service animals cannot accompany the guest on this attraction.

FIESTA VILLAGE

HAT DANCE (Revolving spinning ride)



Hat Dance is a circular spinning ride where guests can control the speed of the spin by turning the wheel in the center of the hat.

Wait at the ride exit located to the left of the attraction entrance. A Guest Service Associate will direct the guest and their escort to a hat.

To enter the hat, guests must step up, or transfer, one, 8" high step and be able to get through a narrow doorway which is 13" wide and 28" high. Riders must be able to maintain an upright and stable position. To fully experience the effect of this attraction, the riders should be able to turn the wheel in the center to spin the hat.

Each rider must be able to remain sitting up straight, keeping their head upright, their back and shoulders against the seat back, and their hands, arms, legs and feet down and inside the ride at all times. Riders must be able to hold on with one functioning arm and brace with one functioning leg. Riders must have a minimum of three functioning extremities. Guests with a cervical collar, a neck brace, or a broken collar bone must not ride. Riders with a full leg cast can participate providing the leg cast can fit inside of the ride and the restraint system can be used as designed. Please review all restrictions listed on the sign at the attraction entrance.

Service animals cannot accompany the guest on this attraction.

LA REVOLUCION (Rapidly moving, revolving, spinning vehicle)



La Revolucion gives its riders a thrill by revolving the passenger vehicle, while the main arm swings in a pendulum manner.

Enter using the attraction exit, located on the south side of the ride area, and wait at the gate. A Guest Service Associate will assist the guest in finding a seat.

Riders must be able to transfer to a seat that is two feet above the loading platform. The seat is 16 1/2" wide and with the safety restraint system locked is 10" from the seat back to the restraint. Riders must have the ability to maintain a stable and upright position during the dynamics of the ride.

In the event the loading platform cannot be raised to the loading position, ladders may be used to evacuate riders from the ride vehicle.

Each rider must be able to remain sitting up straight, keeping their head upright, their back and shoulders against the seat back at all times. Riders must be able to hold on with one functioning arm and brace with one functioning leg. To participate riders must have a minimum of three functioning extremities. Two functioning arms are sufficient instead of three functioning extremities if the rider has a normal center of gravity and the lower extremities are sufficiently strong to maintain proper riding posture under the dynamic conditions of the ride. Guests with a cervical collar, a neck brace, broken collar bone, full leg cast, or a full arm cast must not ride. Please review all restrictions listed on the sign at the attraction entrance.

Service animals cannot accompany the guest on this attraction.

Guests with any type of prosthesis should not participate, unless they can ensure the device is properly secured and will remain in place during the ride. If there is any concern of the prosthesis becoming dislodged during the ride, the guest should ask for a Ride Operations Supervisor for assistance.

JAGUAR!® (Moderate speed, turbulent roller coaster-type ride)



The Jaguar!® is a family roller coaster that sends its passengers on an exciting tour around Fiesta Village® and through the loop of Montezooma's Revenge®. The area is themed after an archeological dig in a Mayan temple and the attraction itself offers its riders the feeling of a cat stalking its prey.

Enter through the ride exit to the left of the attraction entrance, and wait at the top of the exit ramp. A Guest Service Associate will direct the guest and their escort to a seat.

All riders must step down 7" to board the train. Riders must be able to maintain a stable upright position. Riders should have at least one lower extremity or lap to accommodate the lap bar. Due to the nature of the lap bar system on this ride, weight and size restrictions may apply.

Each rider must be able to remain sitting up straight, keeping their head upright, their back and shoulders against the seat back, and their hands, arms, legs and feet down and inside the ride at all times. Riders must be able to hold on with one functioning arm and brace with one functioning leg. Two functioning arms are sufficient instead of one functioning arm and one functioning leg if the guest has a normal center of gravity and the lower extremities are sufficiently strong to maintain proper riding posture under the dynamic conditions of the ride. Amputations must be at the knee or below. Riders must have a minimum of two functioning extremities. Guests with a cervical collar, a neck brace, or a broken collar bone must not ride. Riders with a full leg cast can participate providing the leg cast can fit inside of the ride and the restraint system can be used as designed. Please review all restrictions listed on the sign at the attraction entrance.

Service animals cannot accompany guests onto this attraction.

MERRY GO ROUND (Revolving circus animals)



The Merry Go Round is a circular ride where guests ride on various circus animals, some of which move up and down.

Wait at the ride exit located to the left of the attraction entrance. A Guest Service Associate will direct the guest and their escort to a seat.

To board, you must be able to step or transfer onto a raised platform 10" in height. Once on the platform the rider must be able to climb onto one of the animals which are about 36" from the platform deck. Guests who are ambulatory may ride on the figures provided they can hold on to the 2" diameter brass pole and control their center of gravity while sitting in a saddle position. The rider must be able to maintain a stable and upright position. Seat belts are available on each figure. Due to the nature of the seat belts on this ride, weight or size restrictions may apply.

The Merry Go Round rotates at a moderate speed, while a menagerie of animals gently rise and fall to 1' on individual brass poles. The animals on the outside lower deck do not rise or fall. There are two chariot seats for those riders who prefer to sit on a bench.

Each rider must be able to exhibit independent postural control under the dynamic conditions of the ride or sit in the chariot with a supervising companion. Riders must be able to hold on with one functioning arm or sit in a chariot with a supervising companion. Riders must be able to brace with one functioning leg and have the ability to straddle the seat. Riders with a full leg cast must sit in the chariot. Please review all restrictions listed on the sign at the attraction entrance.

Service animals may accompany the guest onto this attraction on a chariot.

DRAGON SWING (Moderately moving, swaying vehicle)



The Dragon Swing is a ride where guests swing like a pendulum from inside a viking ship.

All riders must negotiate six, 8" high steps to board the boat.

The seat entrance is 13" wide. The lap bar, when in the closed position, rests 12" from the back of the seat. Riders should have the ability to support their upper body due to the forces of this ride. The riders should be able to maintain an upright and stable position. Riders should have at least one lower extremity or lap to accommodate the lap bar. Due to the nature of the lap bar on this ride, weight or size restrictions may apply.

Each rider must be able to remain sitting up straight, keeping their head upright, their back and shoulders against the seat back at all times. Riders must be able to hold on with one functioning arm and brace with one functioning leg. To participate riders must have a minimum of three functioning extremities. Two functioning arms are sufficient instead of three functioning extremities if the rider has a normal center of gravity and the lower extremities are sufficiently strong to maintain proper riding posture under the dynamic conditions of the ride. Amputations must be at the knee or below. Guests with a cervical collar or neck brace must not ride. Riders with a full leg cast can participate providing the leg cast can fit inside of the ride and the restraint system can be used as designed. Please review all restrictions listed on the sign at the attraction entrance.

Service animals cannot accompany the guest on this attraction.

WAVESWINGER (Rapidly moving, revolving suspended vehicle)



The Waveswinger features individual seats that are suspended by chains. The ride rotates as it rises, causing the seats to swing out.

Wait at the ride exit located to the left of the attraction entrance. A Guest Service Associate will direct the guest and their escort to a swing.

The seats of this ride are elevated 2' above the ground. The guest or companion must be able to hold the seat steady as they attain a seated position. The seat is 15" wide by 13" deep. The hand-hold on this ride is a horizontal bar that is lowered vertically in front of the rider. The bar is then secured to a strap that is attached to the bottom of the seat. The maximum girth with the hand-hold in the down position is 52". Riders should have the ability to support their upper body due to the forces of this ride. Due to the nature of the ride system, a maximum weight restriction of 230 lbs. is in effect.

Each rider must be able to remain sitting up straight, keeping their head upright, their back and shoulders against the seat back at all times. Riders must be able to hold on with one functioning arm and brace with one functioning leg. To participate riders must have a minimum of three functioning extremities. Two functioning arms are sufficient instead of three functioning extremities if the rider has a normal center of gravity and the lower extremities are sufficiently strong to maintain proper riding posture under the dynamic conditions of the ride. Amputations must be at the knee or below. Guests with a cervical collar or neck brace, or a full leg cast must not ride. Please review all restrictions listed on the sign at the attraction entrance.

Service animals cannot accompany the guest onto this attraction.

Riders must be older than 6 years old.

MONTEZOOMA'S REVENGE® (High speed, turbulent roller coaster-type ride)



Knott's Berry Farm's Montezooma's Revenge® is an exciting ride that catapults passengers out of the station at 55 miles per hour, up through a 76 foot, 360° loop and then to the top of a 148 foot tower. After a moment of weightlessness, the train zooms down the tower, backwards, goes through the loop and passes through the station up a second 112 foot tower, then down the tower into the station. The propulsion system is based on an aircraft carrier's launch system and gives the rider the thrill of traveling 0 to 55 miles per hour in just 4.5 seconds.

Riders must be able to maintain a stable upright position. Riders should have at least one lower extremity or lap to accommodate the lap bar. Due to the nature of the lap bar system on this ride, weight and size restrictions may apply.

Each rider must be able to remain sitting up straight, keeping their head upright, their back and shoulders against the seat back at all times. Riders must be able to hold on with one functioning arm and brace with two functioning legs. Two functioning arms are sufficient if the rider has a normal center of gravity and the lower extremities are sufficiently strong to maintain proper riding posture under the dynamic conditions of the ride. Amputations must be at the knee or below. To participate riders must have a minimum of three functioning extremities. Guests with a cervical collar, a neck brace, full arm cast, or a broken collar bone must not ride. Riders with a full leg cast can participate providing the leg cast can fit inside of the ride and the restraint system can be used as designed. Please review all restrictions listed on the sign at the attraction entrance.

Loose articles are not allowed on the ride. Therefore, guests with medical devices should plan on leaving them with a non-riding member of their party.

Service animals cannot accompany guests onto this attraction.

SOL SPIN (High-speed, turbulent, revolving vehicle)



Sol Spin is a high speed spinning ride that rotates the riders in three directions simultaneously. Riders on the freely rotating, floorless gondolas gain a real sense of being airborne while suspended and flipping above the ground.

Wait at the ride exit located to the left of the attraction entrance. A Guest Service Associate will direct the guest and their escort to a seat.

The guest with mobility impairments should have someone in their party assist them while boarding the attraction. All guests must be able to transfer to the seat that is 24" high. Be aware that the loading area is on a slope of approximately 7 degrees. Because of the force experienced on this ride, riders should have the ability to support their upper body. The rider should be able to maintain an upright and stable position. The restraint system, when closed, rests between 6" and 18" from the back of the seat. Due to the nature of the seat configuration on this ride, weight or size restrictions may apply.

All riders must have the ability to hold on with one functioning arm, to grip onto the shoulder restraint. All riders must have at least two functioning extremities. Two functioning arms are sufficient instead of one functioning arm and one functioning leg if the guest is able to form a saddle posture with leg remnants sufficient to brace self upright in seat. Amputations must be below the knee. Guests with a cervical collar, a neck brace, or broken collar bone must not ride. Please review all restrictions listed on the sign at the entrance to the attraction.

Cast on a leg is not permitted, unless the leg can bend at the knee. Cast on an arm is not permitted, unless the arm can bend at the elbow.

Guests with any type of prosthesis should not participate, unless they can ensure the device is properly secured and will remain in place during the ride. If there is any concern of the prosthesis becoming dislodged during the ride, the guest should ask for a Ride Operations Supervisor for assistance. Prosthetic devices must be secured.

Service animals cannot accompany the guest on this attraction.

BOARDWALK

HANGTIME (High-Speed, Roller Coaster Type Ride)



HangTime takes riders up a 15-story lift hill, and suspends them at the top, before descending down a 96-degree drop.

Please notify the Guest Service Associate on the loading platform, by having a member of your party enter through the exit. The Guest Service Associate will direct you to the wheelchair lift and assist you in boarding the train.

Each rider must be able to remain sitting up straight, keeping their head upright, their back and shoulders against the seat back, and their hands, arms, legs and feet down and inside the ride at all times. Riders must be able to hold on with one functioning arm. Guest must have sufficient lower extremities in order for the ride restraint system to adequately restrain them. Amputations must be at the knee or below if the rider has to have a normal center of gravity and the lower extremities are sufficiently strong to maintain proper riding posture under the dynamic conditions of the ride. Guests with a cervical collar, a neck brace, broken collar bone, or casts must not ride. Guests with any type of prosthesis should not participate, unless they can ensure the device is properly secured and will remain in place during the ride. The restraint system may not be able to accommodate guests of exceptional size. Guests whose heads cannot be placed on the headrest in normal position will not be permitted to ride. Loose articles are not allowed on this ride and should be left with a non-riding member of the party. Please review all restrictions listed on the sign at the attraction entrance.

No casts or broken bones.

Service animals cannot accompany the guest on this attraction.

This attraction uses strobe lights.

SKY CABIN (Slow moving, revolving, elevating vehicle)



The Sky Cabin is an observation elevator that takes guests up a 225' high structure called the Sky Tower. After reaching a height of 180', the elevator rotates 360° giving you a panoramic view of Orange County and the mountains of the Los Angeles basin.

The guest with mobility impairments should have someone in his/her party assist him/her while boarding the attraction.

There is a possibility that in the event of a power interruption the ride can stop at the top of the tower for a prolonged period of time. Guests who require the use of a portable oxygen tank should be advised of this possibility.

Each rider must be able to remain sitting up straight, keeping their head upright, their back and shoulders against the seat back at all times or ride with a supervising companion.

Service animals may accompany guests on this attraction.

WIPEOUT (High-speed, turbulent, revolving vehicle)



The Wipeout is a circular ride, which spins. As the ride spins the platform lifts, creating a wave motion.

Wait at the ride exit located to the right of the attraction entrance. A Guest Service Associate will direct the guest and their escort to a seat.

The guest with mobility impairments should have someone in their party assist them while boarding the attraction. To step into the car, all guests must negotiate a 13" step and transfer to the seat. Because of the forces experienced on this ride, riders should have the ability to support their upper body. The rider should be able to maintain upright and stable position. The hand-hold, when in the locked position, rests 11" from the back of the seat. Riders must have at least one lower extremity or lap to maintain a seated position. Due to the nature of the seat configuration on this ride, weight or size restrictions may apply.

Each rider must be able to remain sitting up straight, keeping their head upright, their back and shoulders against the seat back, and their hands, arms, legs and feet down and inside the ride at all times. Riders must be able to hold on with one functioning arm and brace with one functioning leg. Riders must have a minimum of two functioning extremities. Guests with a cervical collar, a neck brace, or a broken collar bone must not ride. Riders with a full leg cast can participate providing the leg cast can fit inside of the ride and the restraint system can be used as designed. Please review all restrictions listed on the sign at the attraction entrance.

Service animals cannot accompany the guest on this attraction.

SUPREME SCREAMSM (Rapidly moving, free falling vehicle)



Supreme ScreamSM transports brave, open-air riders straight up, to 256 feet in the air, before power-blasting them straight down in three seconds flat. Velocity of the downward plunge tops 50 miles per hour. Just when you thought it was over, the ride rebounds its riders halfway back up the skyscraping tower before a final, merciful landing at the launch pad below.

Enter the attraction through the exit located to the right of the attraction entrance. A Guest Service Associate will be able to assist the guest in finding a seat.

All riders must be able to transfer to a seat, that is suspended 22" above the ground. Because of the forces experienced on this attraction, all riders must be able to maintain an upright and stable position while riding.

Each rider must be able to remain sitting up straight, keeping their head upright, their back and shoulders against the seat back, and their hands, arms, legs and feet down and inside the ride at all times. Riders must be able to hold on with one functioning arm. Riders must be able to brace with one functioning leg or have sufficient lower extremities to ensure the ride restraint system adequately restrains them. Guests with a cervical collar, a neck brace, full leg cast, full arm cast, or a broken collar bone must not ride. Please review all restrictions listed on the sign at the attraction entrance.

Service animals cannot accompany the guest on this attraction.

Due to the nature of this attraction, no loose articles are permitted.

Guests with any type of prosthesis should not participate, unless they can ensure the device is properly secured and will remain in place during the ride. If there is any concern of the prosthesis becoming dislodged during the ride, the guest should ask for a Ride Operations Supervisor for assistance.

COAST RIDER (Moderate speed, turbulent roller coaster-type ride)



Coast Rider takes its riders down an exhilarating 52 foot drop, through high speed hairpin twists and turns, and wild breathtaking humps.

Alternate access is available via the exit ramp to the right of the attraction entrance. Wait at the exit gate and a Guest Service Associate will be able to assist you. A Guest Service Associate will direct the guest and his/her escort to a seat.

The guest with mobility impairments must be able to board the train on his/her own or with assistance of a companion. Because of the forces experienced on this ride, riders should have the ability to support their upper body. The rider should be able to maintain an upright and stable position while riding. The rider must have both functioning legs.

The lap bar must be able to be properly secured in a locked position across the rider's thighs and pelvis.

All riders must be able to fit in the seat inside of the safety restraint system. The restraint system may not be able to accommodate guests of exceptional size.

Loose articles are not allowed on this ride and should be left with a non-riding member of the party.

Each rider must be able to remain sitting up straight, keeping their head upright, their back and shoulders against the seat back at all times. Riders must be able to hold on with one functioning arm and brace with one functioning leg. Riders must have at least part of each leg below the knee. To participate riders must have a minimum of three functioning extremities. Guests with a cervical collar, a neck brace, full leg cast, full arm cast, or a broken collar bone must not ride. Please review all restrictions listed on the sign at the attraction entrance.

Service animals cannot accompany the guest on this attraction.

SURFSIDE GLIDERS (Moderately moving, swaying vehicle)



Guests ride in suspended vehicles that rotate in a circle. Once the ride's speed increases, riders can use the fin on the front of the vehicle to steer the vehicle higher or lower.

Wait at the ride exit located to the right of the attraction entrance. A Guest Service Associate will direct the guest and his/her escort to a seat.

All riders must be able to transfer to the seat.

Riders should have the ability to support their upper body due to the forces of this ride. The riders should be able to maintain an upright and stable position.

Riders should have at least one lower extremity or lap to accommodate the seat belt. Due to the nature of the seat belt on this ride, weight or size restrictions may apply.

Each rider must be able to remain sitting up straight, keeping their head upright, their back and shoulders against the seat back at all times. Riders must be able to hold on with one functioning arm and brace with one functioning leg. Riders must have at least part of each leg below the knee. To participate riders must have a minimum of two functioning extremities. Guests with a cervical collar, a neck brace, or a broken collar bone must not ride. Riders with a full leg cast can participate providing the leg cast can fit inside of the ride and the restraint system can be used as designed. Please review all restrictions listed on the sign at the attraction entrance.

Service animals cannot accompany the guest on this attraction.

WHEELER DEALER BUMPER CARS (Rapidly moving, turbulent vehicle)



The bumper cars is a ride where drivers test their skills as they jab, swerve, and bump one another trying ultimately to attain the best position in this race for victory.

Enter through the exit and wait at the top of the exit ramp. A Guest Service Associate will direct the guest and their escort to a seat.

All riders must negotiate one, 9" high step in order to enter the ride. The guest with mobility impairments should have someone assist them into the car. All riders must maintain an upright and stable position while riding. In order to power the cars, riders must press a pedal on the floor of the car and turn a steering wheel. For those with mobility impairments, a partner to assist with driving is recommended.

Each rider must be able to remain sitting up straight, keeping their head upright, their back and shoulders against the seat back, and their hands, arms, legs and feet down and inside the ride at all times. Riders must be able to hold on with one functioning arm and brace with one functioning leg. Riders must have a minimum of three functioning extremities. Guests with a cervical collar, a neck brace, or a broken collar bone must not ride. Riders with a full leg cast can participate providing the leg cast can fit inside of the ride and the restraint system can be used as designed. Please review all restrictions listed on the sign at the attraction entrance.

Service animals cannot accompany the guest on this attraction.

PACIFIC SCRAMBLER (Rapidly moving, revolving, spinning vehicle)



Pacific Scrambler consists of four groups of cars attached to three main sweeps, connected to the center of the ride. The ride rotates, and each group of cars also rotates, creating an "egg beater" effect.

Wait at the ride exit located to the left of the attraction entrance. A Guest Service Associate will direct the guest and their escort to a seat.

The guest with mobility impairments should have someone in his/her party assist him/her while boarding the attraction. To step into the car, all guests must negotiate two steps, one 14" step and one 12" step and transfer to the seat. The seat is 38" wide and 19" deep.

Because of the forces experienced on this ride, riders should have the ability to support their upper body. The rider should be able to maintain an upright and stable position. Riders must have at least one lower extremity or lap to maintain a seated position. Due to the nature of the seat configuration on this ride, weight or size restrictions may apply.

Each rider must be able to remain sitting up straight, keeping their head upright, their back and shoulders against the seat back, and their hands, arms, legs and feet down and inside the ride at all times. Riders must be able to hold on with one functioning arm and brace with one functioning leg. Two functioning arms are sufficient if the rider has a normal center of gravity and the lower extremities are sufficiently strong to support weight against the restraint under the dynamic conditions of the ride. Amputations must be at the knee or below. Two functioning legs are sufficient instead of one functioning arm and one functioning leg. Riders must have a minimum of two functioning extremities. Guests with a cervical collar, a neck brace, or broken collar bone must not ride. Riders with a full leg cast can participate providing the leg cast can fit inside of the ride and the restraint system can be used as designed. Please review all restrictions listed on the sign at the attraction entrance.

Service animals cannot accompany the guests onto this attraction.

VOYAGE TO THE IRON REEF



Voyage to the Iron Reef is a slow moving interactive 4-D ride for the entire family. Riders aim their freeze rays at menacing sea monsters while competing against each other to blast the highest score and save Knott's from a watery doom.

Enter through the alternate entrance, next to the attraction entrance, and proceed to the elevator. The elevator will take you to the loading platform where an operator will assist you.

Riders will need to transfer to a seat that is 22 inches from the loading platform. The door opening is 32 inches wide. The seat is 10 1/2 inches deep and the restraint bar rests 7 1/2 inches from the seat and 9 1/2 inches from the seat back.

Each rider must be able to remain sitting up straight, keeping their head upright, their back and shoulders against the seat back, and their hands, arms, legs and feet down and inside the ride at all times. Guests must be able to hold on with one functioning hand and brace with one functioning leg. Riders with a full leg cast can participate providing the leg cast can fit inside the ride and the restraint system can be used as designed. Please review all restrictions listed on the sign at the attraction entrance.

Service animals may accompany guests on this attraction.

XCELERATORSM (High-speed, turbulent roller coaster-type ride)



The Xcelerator is a '50s themed roller coaster that will accelerate you from 0 to 82 miles per hour in 2.3 seconds. This coaster will transport its riders to a height of 205 feet, before completing two hairpin turns.

Wait at the exit gate and a Guest Service Associate will be able to assist you. A Guest Service Associate will direct the guest and his/her escort to a seat.

The guest with mobility impairments must be able to board the train on his/her own. Because of the forces experienced on this ride, riders must have the ability to support their upper body. The rider should be able to maintain an upright and stable position while riding. The rider must have both functioning legs. Guests with any type of prosthesis should not participate, unless they can ensure the device is properly secured and will remain in place during the ride. If there is any concern of the prosthesis becoming dislodged during the ride, the guest should ask for a Ride Operations Supervisor for assistance. Prosthetic devices must be secured.

Each rider must be able to remain sitting up straight, keeping their head upright, their back and shoulders against the seat back, and their hands, arms, legs and feet down and inside the ride at all times. Riders must be able to hold on with one functioning arm and brace with two functioning legs. Riders must have a minimum of three functioning extremities. Guests with a cervical collar, a neck brace, broken collar bone, full leg cast, or a full arm cast must not ride. Please review all restrictions listed on the sign at the attraction entrance.

The lap bar system in the vehicle is designed so that the guest must place one leg on each side of the lap bar support. Also, the lap bar must be able to be properly secured in a locked position across the rider's pelvic area.

All riders must be able to fit in the seat inside of the safety restraint system. The restraint system may not be able to accommodate guests of exceptional size.

Loose articles are not allowed on this ride and should be left with a non-riding member of the party.

Service animals cannot accompany the guest on this attraction.

This attraction uses strobe lights.

GHOST TOWN

TIMBER MOUNTAIN LOG RIDE (Rapidly moving, turbulent water log ride)



The Timber Mountain Log Ride takes riders on a journey through scenic woods and an authentic lumber mill. Guests ride in hollowed out logs down a water flume which includes drops of 15' and 38'.

Locate the exit stairs to the south of the attraction entrance. Please have one member of the party go through the wheelchair access door located under the staircase. A Guest Service Associate will direct the guest and their escort to a seat.

Riders should be able to enter and exit the log under their own power, or with the assistance from a companion. The largest step down or up in a log is 22" in the loading area and up to 30" elsewhere.

Guests who fear rapidly moving water, heights, or who are unable to get wet should take this into consideration before riding.

Each rider must be able to remain sitting up straight, keeping their head upright, their back and shoulders against the seat back, and their hands, arms, legs and feet down and inside the ride at all times. Riders must be able to hold on with one functioning arm and brace with one functioning leg. Riders must have a minimum of three functioning extremities. Two functioning arms are sufficient, instead of three functioning extremities, if the rider has a normal center of gravity and the lower extremities are sufficiently strong to support weight and maintain proper riding posture under the dynamic conditions of the ride. Guest must be seated behind another guest to keep from sliding forward. Amputations must be at the knee or below. Guests with a cervical collar, a neck brace, or a broken collar bone must not ride. Riders with a full leg cast can participate providing the leg cast can fit inside of the ride and the restraint system can be used as designed. Please review all restrictions listed on the sign at the attraction entrance.

Service animals cannot accompany guests onto this attraction.

This attraction uses strobe lights.

CALICO RAILROAD (Authentic steam train)

1



Knott's Berry Farm is the home of two authentic turn-of-the-century locomotives and the Galloping Goose, a gasoline-powered motor car capable of using the railroad tracks. You ride in a bit of history while taking a 5/8-mile journey around the park.

Enter the Train Depot through the entrance. A conductor will direct the guest to a seat. This attraction is wheelchair accessible, unless the Galloping Goose is in operation.

Those guests who choose not to use the wheelchair lift must be able to climb four stairs with a maximum height of 18".

Each rider must be able to remain sitting up straight, keeping their head upright, their back and shoulders against the seat back or be accompanied by a supervising companion to assist them. Infants and small children should sit in the center of the bench. Please review all restrictions listed on the sign at the attraction entrance.

Service animals may accompany the guest on this attraction provided they can sit on the floor of the coach, near their companion.

In the event that the train must be exited in an area other than the Train Depot, guests not using the wheelchair lift will be exited in a similar fashion as they are in the Train Depot. Guests using the wheelchair lift may have to be exited by employees using a stairchair, depending on the position of the train.

GHOSTRIDER® (High speed roller coaster-type ride)

5



The GhostRiderSM is the tallest, longest, and fastest wooden roller coaster in the Western United States. The GhostRiderSM combines state of the art thrills with an old west flavor.

To access the attraction loading area, please see the Guest Service Associate at the midway entrance to the GhostRider building. If a Guest Service Associate is not present please have the Guest Service Associate at the GhostRider Goods shop, across the midway, assist you.

Each rider must be able to remain sitting up straight, keeping their head upright, their back and shoulders against the seat back, and their hands, arms, legs and feet down and inside the ride at all times. Riders must be able to hold on with one functioning arm and brace with one functioning leg. Riders must have a minimum of three functioning extremities. Two functioning arms are sufficient, instead of three functioning extremities, if the rider has a normal center of gravity and the lower extremities are sufficiently strong to maintain proper riding posture under the dynamic conditions of the ride. Amputations must be at the knee or below. Guests with a cervical collar, a neck brace, broken collar bone, full leg cast, or a full arm cast must not ride. Please review all restrictions listed on the sign at the attraction entrance.

No casts or broken bones.

Service animals cannot accompany the guest on this attraction.

This attraction uses strobe lights.

CALICO RIVER RAPIDS (Rapidly moving, turbulent white water raft ride)



Calico River Rapids® is a thrilling, outdoor white water river raft ride that will spin and splash passengers as they take a wet and wild trip down a raging California river. Along the way you will careen past towering cliffs, brave fast-moving currents, and dodge soaring geysers.

Proceed to the exit located to the left of the attraction entrance. Wait at the top of the loading area access ramp, located to the left just before the exit stairs.

Riders should be able to enter the raft under their own power, or with some assistance from their companion. Entering the raft requires transferring down two, 8" steps to the bottom of the raft.

Guests who fear rapidly moving water, who are prone to motion sickness, or are unable to be wet or soaked should take this into consideration before riding.

Loose articles are not recommended on this ride, because they will get wet and possibly damaged. They should be left with a non-riding member of the party.

Each rider must be able to remain sitting up straight, keeping their head upright, their back and shoulders against the seat back, and their hands, arms, legs and feet down and inside the ride at all times. Riders must be able to hold on with one functioning arm and brace with one functioning leg. Two functioning arms are sufficient if the rider has a normal center of gravity and the lower extremities are sufficiently strong to maintain proper riding posture under the dynamic conditions of the ride. Amputations must be at the knee or below. Riders must have a minimum of three functioning extremities. Guests with a cervical collar, a neck brace, or a broken collar bone must not ride. Riders with a full leg cast can participate providing the leg cast can fit inside of the ride and the restraint system can be used as designed. Please review all restrictions listed on the sign at the attraction entrance.

Service animals cannot accompany the guest on this attraction.

BUTTERFIELD STAGECOACH

(Moderate to fast moving vehicle)



You can take a ride on one of six stagecoaches, five of which are authentic, and used in the 1800s. The trail travels around Fiesta Village® and Camp Snoopy®.

Wait at the ride exit located to the south of the attraction entrance. A Guest Service Associate will direct the guest and their escort to a seat.

Riders must be able to maintain an upright and stable position. Riders must be able to negotiate five stairs in order to access the entrance of the attraction. Guests in wheelchairs will be directed up the exit ramp and then loaded into the coach. To board the coach, guests must be able to step up 13" and transfer to their seat.

Each rider must be able to remain sitting up straight, keeping their head upright, their back and shoulders against the seat back, and their hands, arms, legs and feet down and inside the ride at all times. Riders must be able to hold on with one functioning arm and brace with one functioning leg. Two functioning arms are sufficient instead of one functioning arm and one functioning leg if the guest has a normal center of gravity and the lower extremities are sufficiently strong to maintain proper riding posture under the dynamic conditions of the ride. Amputations must be at the knee or below. Riders must have a minimum of two functioning extremities. Riders with a full leg cast can participate providing the leg cast can fit inside of the ride and the restraint system can be used as designed. Please review all restrictions listed on the sign at the attraction entrance.

Service animals may accompany the guest on this attraction.

The guest and their companion must be able to negotiate five, 7" steps to sit on the top of the stagecoach.

Due to unforeseen circumstances, it may be necessary to exit the Stagecoach in a location other than the loading dock. Guests must be able to step out of the coach and onto a ladder, a maximum of 8'. From there, guests will be escorted to the nearest exit.

SILVER BULLET (High Speed, Roller Coaster Type Ride)



After you board one of Silver Bullet's cars, you are taken to a height of 146' then drop into a 109" tall loop. You will experience barrel rolls, a negative g roll, a cobra roll, and a flat spin.

Proceed to the elevator, located across from the exit stairs. Use the elevator to arrive at the second floor and wait at the exit gate. A Guest Service Associate will assist the guest in finding a seat.

All riders must be able to transfer to a seat that is 17" above the loading platform.

Each rider must be able to remain sitting up straight, keeping their head upright, their back and shoulders against the seat back, and their hands, arms, legs and feet down at all times. Riders must have sufficient lower extremities to ensure the ride restraint system adequately restrains them. Riders must be able to hold on with one functioning arm and brace with one functioning leg. Riders must have a minimum of three functioning extremities. Two functioning arms are sufficient, instead of three functioning extremities, if the rider has a normal center of gravity and the lower extremities are sufficiently strong to maintain proper riding posture under the dynamic conditions of the ride. Amputations must be at the knee or below. Guests with a cervical collar, a neck brace, broken collar bone, full leg cast, or a full arm cast must not ride. Please review all restrictions listed on the sign at the attraction entrance.

Because of the forces experienced on this attraction, riders must be able to maintain a stable upright position. Riders must be able to use the safety restraint system as designed.

This attraction uses strobe lights.

Service animals cannot accompany the guest on this attraction.

PONY EXPRESS (Moderate roller coaster-type ride)



While sitting astride one of the team's 16 horses, riders will leave their post with their steed launching them at a speed of 0-38 mph in less than 3 seconds. The terrain for the mounted riders will be rugged as they navigate an ascending banked turn to a height of over 44 ft. then through a series of heart-pounding 60 degree banked turns, camel backs and tight maneuvers. The team will cover a 1,252 foot route which will take them past Boot Hill and Bigfoot Rapids resulting in an exhilarating runaway adventure!

Enter through the exit, located to the left of the attraction's entrance, and wait at the top of the exit ramp. A Guest Service Associate will direct the guest and their escort to a seat.

To board the ride, riders must be able to transfer onto the seat. To transfer to the seat, riders must be able to step up 8" to the vehicle floor, then sit in a saddle-seated position, that is 2" above the vehicle floor. The restraint system will close allowing 16" inside of the restraints and 18" wide. Riders must be able to maintain a stable and upright position during the ride. Riders must be able to sit in a saddle-seated position. Also, riders must be able to hold firmly onto the hand-holds with both hands while riding.

Each rider must be able to remain sitting up straight, keeping their head upright, their back and shoulders against the seat back, and their hands, arms, legs and feet down at all times. Riders must be able to hold on with two functioning arms and brace with two functioning legs. Guests with a cervical collar, a neck brace, broken collar bone, full leg cast, or a full arm cast must not ride. Please review all restrictions listed on the sign at the attraction entrance.

Because of the dynamic forces experienced on this attraction:
Guests prone to seizures, dizziness, claustrophobia, or high blood pressure should not ride.

Service animals cannot accompany the guest on this attraction.

This attraction uses strobe lights.

CALICO MINE RIDE (Moderate to fast moving train ride)



This is a family ride where guests take a train ride into the Calico Mine and view the mining process as it was done in the early 1900s.

Proceed to the ride exit located on the north side of the attraction next to the shooting gallery. Follow the trail until you reach the second set of stairs that lead to the unload area. Please wait at the bottom of the stairs for a Guest Service Associate to direct the guest to a seat.

Each rider must be able to remain sitting up straight, keeping their head upright, their back and shoulders against the seat back or be accompanied by a supervising companion to assist them. Riders must have a minimum of two functioning extremities. Please review all restrictions listed on the sign at the attraction entrance.

Please ask operator for assistance with the elevator.

Riders must be able to transfer out of the mine cars at any point within the attraction. The maximum step down is 18".

Guests who are afraid of the dark or are claustrophobic are not recommended to ride.

Service animals can accompany the guest on this attraction.

This attraction uses strobe lights.

SHOWS/ENTERTAINMENT

All entertainment venues are accessible to guests who are mobility impaired. Hearing assistance devices are available at the Information Center, located next to the Grand Entrance to the Park, for guests who are hearing impaired. It is recommended that guests in wheelchairs arrive early to the show venue, since wheelchair accommodations may be limited.

THE BOARDWALKSM

CHARLES M. SCHULZ THEATRE (Theatre presentation)

Show Access

The Charles Schulz Theatre is an indoor theater that seats up to 2085 guests. There are special viewing areas that will be able to accommodate guests in wheelchairs. For entry into the Theater, wait by the black and white doors located under the entrance ramp, across the pathway from the Wheeler Dealer Bumper Cars entrance. An usher will be there to assist the guest and their party to a seat.

BOARDWALK BALLROOM (Theatre presentation)

Show Access

The Boardwalk Ballroom is a multi-purpose facility that can be used for dancing or for stage performances. There are special viewing areas that will be able to accommodate guests in wheelchairs. Enter the Boardwalk Ballroom through the entrance and an usher will be available to assist the guest and their party to a seat.

CAMP SNOOPY

CAMP SNOOPY THEATRE (Theatre presentation)

Show Access

The Camp Snoopy[®] Theatre is an outdoor stage and seating area. There is a special viewing area that will be able to accommodate guests in wheelchairs. Enter through the Camp Snoopy Theatre entrance. An usher will be available to assist the guest and their party to a seat.

GHOST TOWN

BIRD CAGE THEATRE (Theatre presentation)

Show Access

The Bird Cage Theatre is an indoor stage and seating, where guests can watch shows on a seasonal basis. There are special viewing areas that will be able to accommodate guests in wheelchairs. Enter the Bird Cage Theatre through the entrance located to the left the Red Schoolhouse. An usher will be available to assist the guest and their party to a seat. Guests using electric vehicles may have difficulty maneuvering inside the theatre.

WAGON CAMP (Theatre presentation)

Show Access

The Wagon Camp is an outdoor stage and seating area. There are special viewing areas that will be able to accommodate guests in wheelchairs. Enter through one of the two Wagon Camp entrances, located near the Indian Trails or the Ghost Town themed signs. An usher will be available to assist the guest and their party to a seat.

MYSTERY LODGESM (Theatre presentation)

Show Access

Mystery LodgeSM will take guests on a magical multi-sensory journey deep into the Native North American culture through a 6-minute pre-show and a 9 minute show. Enter Mystery LodgeSM through the entrance, located to the left of the Bigfoot Rapids[®] exit. Contact the usher at the turnstile, in the queuing area, for assistance. There are special viewing areas that will be able to accommodate guests in wheelchairs.

HEIGHT REQUIREMENTS

Balloon Race - Under 36 inches must be accompanied by a supervising companion.

Calico River Rapids - Taller than 46 inches.

Calico Mine Ride - Under 46 inches must be accompanied by a supervising companion.

Calico Railroad - Under 46 inches must be accompanied by a supervising companion.

Camp Bus - Under 42 inches must be accompanied by a supervising companion.

Charlie Brown's Kite Flyer - Under 42 inches must be accompanied by a supervising companion. Combined weight cannot exceed 275 lbs.

Coast Rider - Taller than 44". Between 44" and 54" inches must be accompanied by a supervising companion.

Dragon Swing - Taller than 42 inches. Between 42 and 48 inches, guest must be accompanied by a supervising companion.

Flying Ace - Between 32 and 54 inches.

GhostRider - Taller than 48 inches.

Grand Sierra Railroad - Under 46 inches must be accompanied by a supervising companion.

HangTime - Taller than 48 inches and less than 77 inches.

Hat Dance - Taller than 36 inches. Guests between 36 and 42 inches must be accompanied by a supervising companion. Guests taller than 42 inches may ride alone.

High Sierra Ferris Wheel - Taller than 36 inches. Guests between 36 and 54 inches must be accompanied by a supervising companion. Guests taller than 54 inches may ride alone.

Huff and Puff - Under 52 inches.

Jaguar! - Taller than 48 inches.

La Revolución - Taller than 48 inches.

Linus Launcher - Taller than 42 inches.

Merry Go Round - Under 46 inches must be accompanied by a supervising companion.

Montezooma's Revenge - Taller than 48 inches.

HEIGHT REQUIREMENTS

Pacific Scrambler - Taller than 36 inches. Between 36 inches and 48 inches must be accompanied by a supervising companion.

Pig Pen's Mug Buggies - Under 36 inches must be accompanied by a supervising companion.

Pony Express - Taller than 48 inches.

Rapid River Run - Under 42 inches must be accompanied by a supervising companion.

Rocky Mountain Trucking Co. - Under 42 inches must be accompanied by a supervising companion.

Sierra Sidewinder - Taller than 42 inches. Between 42 and 48 inches, guest must be accompanied by a supervising companion.

Silver Bullet - Taller than 54 inches.

Sky Cabin - Under 46 inches must be accompanied by a supervising companion.

Sol Spin - Taller than 54 inches and less than 76 inches.

Stagecoach - Under 46 inches must be accompanied by a supervising companion.

Surfside Gliders - Taller than 36 inches. Between 36 inches and 44 inches must be accompanied by a supervising companion.

Supreme Scream - Taller than 52 inches.

Timber Mountain Log Ride - Taller than 36 inches. Between 36 inches and 46 inches must be accompanied by a supervising companion.

Timberline Twister - Between 36 and 69 inches.

Voyage to the Iron Reef - Under 46 inches must be accompanied by a supervising companion.

Waveswinger - Taller than 48 inches, under 230 lbs and older than 6 years old.

Wheeler Dealer - Taller than 42 inches. Between 42 and 48 inches and must be accompanied by a supervising companion. Riders taller than 48 inches may ride alone.

Wipeout - Taller than 48 inches.

Woodstock's Airmail - Taller than 36 inches. Total combined weight of all riders must be under 600 pounds.

Xcelerator - Taller than 52 inches. Must be able to fit inside of the safety restraint system. No prosthetics.

– WARNING –

Many rides at Knott's Berry Farm are dynamic and thrilling. There are inherent risks in riding any amusement ride. For your protection, each ride is rated for its special features, such as high speed, deep drops, sharp turns, or other dynamic forces. If you choose to ride, you accept these risks. Restrictions for guests of extreme size (height or weight) are posted at certain rides. Guests with disabilities should refer to our Guest Assistance Guide available at the Guest Relations Office. Participate responsibly. You should be in good health to ride safely. You know your physical condition and limitations, Knott's Berry Farm does not. If you suspect your health could be at risk for any reason, or you could aggravate a pre-existing condition of any kind, **DO NOT RIDE!**

– GUESTS OF EXCEPTIONAL SIZE –

All passenger restraint systems including lap bars, shoulder harnesses and seat belts, must be positioned and fastened properly to allow guests to ride.

Maximum recommended weight limits are posted at the rides and in this Guest Assistance Guide.

Information in this guide is subject to change.