

2021 GUEST ASSISTANCE GUIDE

Welcome to Kings Dominion!

We are glad you are here! At Kings Dominion we are proud to have earned one of the best safety records in the industry. We are committed to providing our guests with a safe environment and we want our guests to have a safe and enjoyable day. We are continually striving to improve our facilities. If you have a suggestion for an improvement or have questions not answered in this brochure, please stop at Guest Services.

Many amusement park rides incorporate safety systems designed by the manufacturer to accommodate people of average physical stature and body proportion. These safety systems may place restrictions on the ability of an individual to safely experience the ride. Guests of larger or smaller size, guests who have a history of heart, back or neck trouble, pregnant women, people who have had recent surgery, or people with casts, braces, restrictive devices or disabilities may not be safely accommodated by these systems. For example, height requirements are based on the size needed for the safety restraints to function properly and the level of maturity usually associated with a certain height.






Kings Dominion's Ride Admission Policy has been developed in consultation with industry experts, based on the recommendations of the manufacturer, our past experience and our evaluation of each ride using our knowledge of the ride in both normal and emergency operating conditions. Our prime consideration is the ability of each person to endure the dynamics of a ride without risk of injury to that person or other riders.

If you feel that you or a member of your party may be affected by this policy, you are encouraged to visit Guest Services or First Aid to obtain a list of rides you can safely ride. Your Rider Access Form will provide information for our ride operators to help accommodate you.

RIDE RATING SYSTEM

A Ride Rating System has been designed to provide a scale for rating the thrill factor of each ride. The intent is to provide a scale to guide park guests in determining which attractions to ride based on their own experience level, physical condition, and abilities.

Each ride/attraction is placed into one of five categories:

CATEGORY		DESCRIPTION
Low Thrill Rides		Rides that are generally calm and gentle in nature.
Mild Thrill Rides		Rides that generally have low speeds with gentle motion and braking. Rides have smooth transitions with some changes in elevation and speed.
Moderate Thrill Rides		Rides that generally have low to medium speeds and/or heights with moderate motion and braking. Riders may encounter unexpected changes in direction and/or speed during portions of the ride.
High Thrill Rides		Rides that generally have medium to high speeds and/or heights with moderate to rapid braking. Riders may encounter unexpected changes in speed, direction and/or elevation.
Aggressive Thrill Rides		Rides that generally have one or more of the following: high speeds and/or heights, aggressive and unexpected forces, and rapid directional or elevation change. Riders will encounter many unexpected rapid changes in speed, direction and/or elevation.

KEY TO SYMBOLS

These symbols, along with the ride ratings, are used to define our rides on the following pages.

	Ambulatory
	Accommodates wheelchair
	Transferable
	Must be accompanied by supervising companion of proper height to ride
	Must be accompanied by a child to ride/participate
	Must be at least this height to ride
	72 MPH Maximum speed of ride
	Life jacket is required
	LESS THAN 54" Cannot be any taller than this to ride/participate
	200 FEET HIGH Maximum height of ride
	42" Water Depth Maximum water depth
	Prohibited for guests with back trouble
	Prohibited for guests with heart trouble or high blood pressure
	Prohibited for guests with neck trouble
	Prohibited for pregnant guests
	Prohibited for guests who have had recent surgery

PLEASE RIDE SAFELY

Virginia State Law requires all riders to obey all warnings and directions and behave in a manner that will not cause or contribute to injuring themselves or others. Riders shall report all injuries before leaving.

While all amusement attractions have associated risks, certain individuals are at increased risk for injury from these attractions. Carefully evaluate each attraction to determine if you or members of your party can safely participate. We reserve the right to deny access to a ride to anyone we feel may not be able to safely experience the ride or may be a hazard to other riders.

A Safety Guide sign is posted at every ride entrance and most ride exits. These signs provide height requirements, health restrictions, ride ratings, ride accessibility, and special instructions regarding the ride. Please review these signs prior to accessing the ride and ensure to follow all instructions provided.

In general, all riders should be in good health and free from any conditions known or unknown that might be aggravated by riding. If you have any doubt about your ability to safely experience a ride, we urge you to consult with our staff at Guest Services or First Aid. Remember, if you suspect your health could be at risk for any reason, or you could aggravate a pre-existing condition of any kind, **DO NOT RIDE.**

Generally, guests must have the ability to brace themselves upright in the seat and support their head and neck during the ride movements. Riders using wheelchairs will have to transfer from their wheelchair to the ride unit by themselves or assisted by a member of their party in order to be able to ride. You should plan your visit with someone who can physically help you when necessary.

As a rider, you are responsible for your own safety. Please read this guide and all instructional signage before riding. Listen to and follow all operator instructions. Any person who intentionally removes a safety restraint, violates a park safety policy, or appears to be under the influence of alcohol or chemical intoxicants will be removed from the park without refund. **FOR YOUR SAFETY, DO NOT ENTER UNAUTHORIZED AREAS TO RETRIEVE LOST ARTICLES.** You may be seriously injured if you enter an unauthorized area.

Before riding, please note all safety warnings for each ride. In general:

- Face forward and remain seated in an upright position with your back and shoulders against the seat back and hold on until the ride comes to a complete stop.
- All passenger restraint systems, including lap bars, shoulder harnesses, and seatbelts, must be positioned, fastened, and tightened at all times.
- Due to the nature of our rides, backpacks, purses, electronics, stuffed animals and other loose items are not permitted on most rides. Glasses must be secured. Smaller items may be secured in cargo pockets or waist packs as long as they do not interfere with the restraint system. In addition, smaller items may be left in a locker or with a non-rider. Kings Dominion is not responsible for lost or stolen items. You are responsible for your personal property.
- Any guest intentionally dropping or throwing an item from a ride will be required to leave the park.
- No picture taking, cell phone, or electronic device usage while riding.
- Keep all of your body inside the ride unit at all times.
- Shirt, shoes, and shorts/pants are required on all amusement park rides.
- Finish food and drink before boarding.
- Kings Dominion is a smoke-free environment. Smoking, including e-cigarettes, is only permitted in a designated smoking area just outside the main gate

ALTERNATE ACCESS ENTRANCES & ATTRACTION BOARDING PASSES

Kings Dominion's Ride Admission Policy and Alternate Access Entrances are designed to help you safely experience our facilities and provide equal access to all guests.

The safety of guests and associates is our #1 priority at Kings Dominion. Safety is a shared partnership between the park and our guests. Not everyone can safely enjoy every ride. Guests are asked to review and carefully consider the ride restrictions using good judgment. However, we reserve the right to make the final decision regarding the eligibility of a rider based on a person's size, weight, willingness to ride, or other limitations. Please refer to your individual Rider Access Form for rides that will safely accommodate you.

If you require the use of an Alternate Access Entrance, please visit Guest Services or First Aid to obtain a Rider Access Form, Boarding Pass, and Guest Assistance Guide. The Guest Assistance Guide explains the ride entry guidelines and procedures and provides specific information related to each attraction. Alternate Access Entrances are intended to accommodate guests with mobility restrictions or cognitive impairments and not to bypass others waiting in line. This service is available for a guest with restricted mobility or cognitive impairments and up to three companions.

To provide equal access for all guests, we have developed a Boarding Pass Program which allows guests with mobility restrictions or cognitive impairments to access attractions at specified times via the Alternate Access Entrance (usually the ride's exit or Fast Lane entrance) in order to avoid crowds and waiting in the regular lines. Guests who are in possession of a Boarding Pass will be immediately entitled to arrive at the eligible ride of their choice any time after receipt of the Boarding Pass. When the guest arrives at the Alternate Access Entrance of the ride, the guest will receive the next ride time (an actual time) based on the wait time of the attraction on which the guest has selected to participate first. The guest will be welcomed to participate, and then will be required to wait until the time indicated on the Boarding Pass before being permitted to participate on the next attraction of choice. When that time arrives, the guest should use the Alternate Access Entrance and show the pass to the ride associate, who will assist the guest and their group with participating as well as issuing their next time based on that attraction's wait time. The process will continue throughout the day. Guests may then choose to rest comfortably away from the queue area until their boarding time.

Information on where guests access the ride is posted on each Ride's Rider Safety Sign. All guests, regardless of point of access, are required to meet all riding requirements for the ride, including height and medical restrictions in order to ride/participate.

Here's How It Works

- The guest with a mobility impairment or cognitive impairments should visit Guest Services or First Aid upon their arrival at the park to express their inability to wait in the regular line. Some questions are asked to ensure that the rider has the required physical criteria in order to safely experience rides, and a Boarding Pass is issued for the guest in question and up to 3 riding companions.
- In addition to a Boarding Pass, the guest with a mobility impairment or cognitive impairments will receive a "Rider Access Form" that lists the rides that the guest with a disability can safely enjoy.

- The guest may proceed to the eligible ride of their choice after receipt of the Boarding Pass.
- When the guest arrives at the Alternate Access Entrance of the ride, the associate will issue the guest's next ride time (an actual time) based on the wait time of the ride the guest has selected first. The guest will be welcomed to ride, and then will be required to wait until the time indicated on the Boarding Pass before being permitted to participate on the next ride of choice. When that time arrives, the guest should use the Alternate Access Entrance and show the pass to the associate, who will assist the guest and their group with participating as well as issuing their next time based on that ride's wait time. The process will continue throughout the day.
- The guest listed on the Boarding Pass must be present as a rider when a Boarding Pass is being utilized.
- Guests may not accumulate more than one boarding time at a time.
- Due to the nature of the attractions in Soak City, Alternate Access and Boarding Passes are only available at the Lazy Rider via the exit. Boarding Passes, however, are required for Halloween Haunt Mazes if the maze has a line

ADDITIONAL INFORMATION & SERVICES

Our goal is to make Kings Dominion as enjoyable and barrier-free as possible. Should you find that you need assistance at any point during your visit, please do not hesitate to ask any one of our staff members. They will be happy to assist you in any way needed to make your visit more enjoyable. Listed below is some and a list of the services we offer. Please feel free to suggest areas in which we might improve in the future.



Assisted Listening Devices

Assistive listening systems utilize a lightweight wireless device that receives a signal from transmitters at certain locations in order to amplify sound. These are recommended for guests with mild to moderate hearing loss. Assisted listening devices are available at the PEANUTS™ Showplace in Planet Snoopy™, Action Theater, Kings Dominion Theater, PEANUTS™ Playhouse, Grande Bandstand and Kingswood Amphitheater. Ask any associate at these locations for assistance.



Braille & Large Print Guides

Braille and large print guides of the Park Map and Guest Assistance Guide are available at Guest Services. There are a limited number of guides available to rent and will be issued on a first-come, first-served basis.



Campground & Hotel Shuttle Buses

An ADA accessible bus is available for transportation from the campground and select hotel partners to and from the park. Stop by Guest Services, the Campground Store, or hotel front desk for assistance.



Family Care Center

A Family Care Center is located in Planet Snoopy™ next to the Planet Snoopy™ Restroom for parents to feed young children and for lost children. Two family restrooms are also located inside the center.



First Aid

Our First Aid facility located on International Street near the Eiffel Tower is staffed from park open to park close. Medical equipment storage and refrigeration for guests with medication is offered at First Aid. Medical professionals are on duty at all times to assist with special medical needs. In addition, a First Aid station is located in Soak City next to the lockers on the Southside of the waterpark.



Interpretive Services

If requested at least one week in advance, we can provide interpretive services for hearing impaired guests. To arrange for sign language interpreting services, please contact 804-876-5400. Additionally, show scripts or score sheets are available at each show venue upon request and must be returned at the end of the show.



Parking for Guests with Disabilities

Parking for guests with disabilities is provided in the parking lot near the front gate. Proper vehicle identification must be displayed. Security officers on duty are authorized to ticket and/or tow vehicles that do not display proper identification.



Quiet Room

Kings Dominion offers a Quiet Room, located at the Family Care Center, for family members or caregivers to take a break and reduce sensory stimulation.



Restrooms

Restrooms are available throughout the park. Should you need assistance, please visit the restroom at First Aid. Please ask for assistance if needed. Private, family restrooms are located outside the Front Gate, next to the Xtreme SkyFlyer, between Bad Apple and Skeeball and at the Tidal Wave Bay Cabanas, and at the Southside Soak City Restroom.



Service Animals

Service animals (limited guide dogs and miniature ponies) are welcome at Kings Dominion, but must be physically controlled on a leash or harness at all times. Due to the nature of most rides, service animals must remain with a non-riding member of the guest's party. Kings Dominion associates are not permitted to take control of service animals. A rest area and water are available for service animals at the Kings Dominion Kennel; please see Guest Services to make arrangements. A relief area is also located next to First Aid. Guests whose service animal demonstrates aggressive actions towards our guests or associates will be directed to remove the animal from the park. Limit one service animal per guest.

Service animals may be taken on the Carousel and Eiffel Tower. Guests may take advantage of our Parent Swap policy for staying with the service animal. Visit Guest Services for more information about the Parent Swap Policy.



Special Dietary Needs

Although outside food and beverages are not allowed in the park, individuals who have special diets or need items due to a medical condition may bring small coolers to accommodate such needs. Please visit Guest Services for more information.



Wheelchair, Stroller and ECV Rental


A limited supply of wheelchairs, electric convenience vehicles (ECV), and strollers are available for rent at Upgrade Your Day inside the main gate and to the right. Online reservations are available for wheelchair/ECV rentals in advance of your visit. Reservations can be made by going to www.kingsdominion.com and visit the rentals page under the Tickets tab. Rentals are also available at the park while supplies last. For those guests who choose to use a battery-powered vehicle or wheelchair, we require a safe speed be maintained while traveling in the park.

Wheelchairs, ECV's, and strollers may not be taken out of the Park gates or to the parking lot. However, a Park associate will be happy to provide any assistance you may need at that time. For any guests using a personal Segway, please stop by Guest Services prior to entering the park.

DEFINITIONS



Ability to hold on or brace: Ability to use one's arms and/or hands to maintain a grasp on an assist bar and support one's body during normal and emergency procedures on a ride and to use one's legs and/or feet to brace to maintain a seated position during the forces of the ride.

 **Hand-held Infant:** Hand-held infants are children who are unable to independently walk or maintain seated postural control and will only be able to ride the following rides with a supervising companion: Carousel (in a chariot), Eiffel Tower, Lazy Rider, and Tidal Wave Bay (water depth may be restricted). Hand-held infants and their supervising companion may also enjoy Lighthouse Landing, Lil' Barefoot Beach, and Splash Island but may not participate on the elevated sections of the attractions.

 **Supervising Companion:** Many of our rides have height requirements that allow a guest under that requirement to ride as long as they are accompanied by a supervising companion. A supervising companion is someone who meets all the requirements to ride the ride themselves, is 14 years of age or older, and demonstrates appropriate observed behavior. Supervising companions are responsible for ensuring that the guest remains seated properly where applicable and follows all rules and regulations. The supervising companion must be seated in the same seat (row) as the guest who needs accompaniment and can accompany the number of guests for which the seat is designed.

EVACUATIONS

Evacuations may be required due to such causes as a mechanical problem, weather conditions, or a power interruption. If an evacuation is required, guests may need to maneuver across catwalks, from the highest point of the ride, and down steeply inclined catwalks or steps. Ride units may also stop at the top of lifts or on the ride course due to mechanical reasons. Remain seated until given instructions. In Soak City, guests may be asked to evacuate pools as quickly as possible using stairs or ladders.

If an evacuation from a ride/attraction is required, for safety reasons, we may evacuate ambulatory guests prior to evacuating those guests using wheelchairs. If so, you accept any risk due to delayed evacuation of if we need to physically lift or lower you. If your wheelchair can be safely accommodated on a ride, you are responsible for it being able to withstand the movement of the ride.

GUESTS OF A LARGER SIZE

All passenger restraint systems, including lap bars, shoulder harnesses, and seatbelts must be positioned and fastened properly to allow guests to ride. Due to rider restraint system requirements, guests of larger size may not be accommodated on some of our rides.

Our larger guests may experience difficulty on Anaconda, Apple Zapple, Backlot Stunt Coaster, Delirium, Dominator, Drop Tower, Flight of Fear, Flying Ace, Great Pumpkin Coaster, Grizzly, Intimidator® 305, Racer 75, Twisted Timbers and

Woodstock Express. Maximum and minimum weight limits can be found under the individual rides in this guide and on the Rider Safety Guide Signs at the entrance to rides with restrictions. If you are concerned whether or not you can be accommodated safely on a ride, you may enter the ride via the exit to ensure the restraints function properly prior to waiting in line. The rest of your party may wait for you outside the exit. Test seats are also located at the ride entrance of Delirium, Dominator, Drop Tower, Intimidator® 305 and Twisted Timbers®.

The manufacturer requires a maximum rider height on Berserker, Dominator, Drop Tower and Intimidator® 305.

GUESTS USING WHEELCHAIRS

Wheelchairs and ECV's cannot be accommodated on most rides and attractions. Exceptions include Eiffel Tower, Lighthouse Landing (ground level), Lil' Barefoot Beach (ground level), Sand Dune Lagoon, Splash Island (ground level), and Tidal Wave Bay. Please refer to the individual ride and attractions descriptions in the back of this brochure for more specific information.

On most rides where guests in wheelchairs can be accommodated, guests will need to leave their wheelchairs to be seated. In most cases a wheelchair may be left in a designated area on or near the ride platform or walkway near the ride. Almost every ride is wheelchair accessible. Wheelchair lifts are available at the Grizzly, Snoopy's™ Rocket Express, Twisted Timbers, and Woodstock Express to transport a guest in a wheelchair to our 2nd story ride platforms. Please use the doorbell at base of lift to request service. A standard elevator is available for self-service at Dominator. Please ask an associate at each location for assistance.

If in doubt about your ability to safely experience a ride, we urge you to consult with our staff at Guest Services or Frist Aid. Kings Dominion personnel are not trained in transferring guests from wheelchairs to ride units and are not permitted to do so. You should plan your visit with someone who can physically help you when necessary.

HEALTH RESTRICTIONS



Each ride is evaluated against 5 primary health restrictions. These restrictions are:

- Back Trouble
- Heart Trouble/High Blood Pressure
- Neck Trouble
- Pregnancy
- Recent Surgery

Guests with a history of recent surgery, heart trouble, high blood pressure, neck trouble, back trouble, or any other condition that may be aggravated by riding, or who are pregnant, should carefully heed all warning signs at each ride entrance. If you are in doubt about your ability to safely experience a ride or would like more rider information, please review the information for each attraction in this Guest Assistance Guide or review the Safety Guides posted at each ride entrance and Alternate Access Entrance.

HEIGHT REQUIREMENTS

Height requirements and specific rider instructions are posted at the entrance to each attraction. Children may be “officially” measured at one of the Height Check stations on International Street or at any ride of the appropriate height level. The measured guest will be given a wristband to indicate their height range. Wristbands are not required to ride. They are intended to make your wait in line shorter by streamlining the rider height measurement process.

For the safety of your child, a standard play shoe which does not contribute excessively to the child’s height is required. For example, a child is not permitted to wear platform shoes to help meet a height requirement. Kings Dominion reserves the right to ask that shoes be removed to ensure that a child’s height is not being artificially enhanced or manipulated.

In Soak City, height measurements are taken in bare feet. There is a separate height wristband system for Soak City.

LOOSE ARTICLES

Most rides cannot accommodate loose articles including cell phones, glasses, hats, cameras, stuffed animals, purses, backpacks, umbrellas, beverage containers, electronic devices, etc. Items must be safely secured in cargo pockets, a waist pack, in a bin on the ride platform, in a locker or with a non-rider. Kings Dominion is not responsible for lost, stolen, or damaged items. On Flight of Fear, Intimidator® 305, and Twisted Timbers® loose articles that are not able to be stored in securable pockets are not permitted in line and must be stored with a non-rider or in a locker.

Extra or bulky clothing, backpacks and anything else that could potentially be between the rider and the restraint will not be allowed. The restraint mechanism must be secured snugly against the rider’s body.

For safety reasons, using a cell phone, taking pictures and filming on rides is prohibited. Your hands must be free to hold on during the ride; therefore, nothing can be in your hands while riding. Additionally, hats are not allowed on most rides.

Glasses must be secured on all rides. On Twisted Timbers, glasses must be secured by an athletic strap or they cannot be worn on the ride.

Hearing devices or any other electronic devices may be damaged by water. Please take the necessary steps to protect such items. Additionally, hats are not allowed on most rides.

LOST & FOUND

Operators cannot be responsible for items lost, stolen, or damaged while riding. All items found at Kings Dominion are turned in to Lost and Found. If you lose an article on a ride, we will search for the article as soon as is practical, but in order to keep the ride in operation an immediate search may not be possible. If an item is not found, please visit kingsdominion.com/help/lost-and-found and complete the online form. **FOR YOUR SAFETY, DO NOT ENTER UNAUTHORIZED AREAS TO RETRIEVE LOST ARTICLES. You may be seriously injured if you enter an unauthorized area.**

MAGNETIC FIELDS ON RIDES

Magnetics are used at the following attractions: Backlot Stunt Coaster, Drop Tower, Flight of Fear and Intimidator® 305. Guests with medical devices sensitive to magnetic fields (pacemakers, hearing aids, etc.), should consider these factors when deciding to ride.

OXYGEN TANKS

Due to the dynamic nature of rides, Portable Oxygen Tanks are only permitted on the following rides: Americana, Carousel in a chariot and the Eiffel Tower.

Many rides can accommodate smaller Personal Oxygen Equipment. Personal Oxygen Equipment that can be secured around the waist, or with a strap that can be worn over the shoulder of one arm and under the other arm, may be permitted as long as the contents of the equipment housing can be contained. The equipment must allow the restraint mechanism to be secured snugly against the rider’s body. The equipment must not prevent guests from properly sitting in the ride unit with their back and shoulders against the seat back. At no time may the equipment be between the guest and the seat or the restraint. Guests must be free to hold on during the ride; therefore, nothing may be in their hands while riding.

PHOTOSENSITIVITY/STROBE LIGHTING

Many attractions utilize special effects including strobe lighting and specialty ride lights that may impact guests with certain medical conditions. Attractions utilizing these effects include; Apple Zapple, Bad Apple, Boo Blasters on Boo Hill, Dominator, Flight of Fear, Great Pumpkin Coaster, Intimidator® 305, Shenandoah Lumber Company, Twisted Timbers®, WindSeeker and Woodstock Express.

PREGNANCY

Pregnant women are prohibited from riding all rides with the exception of Americana, Carousel, Eiffel Tower, Flying Eagles, Lazy Rider, Lighthouse Landing (pool and interactive activities only), Tidal Wave Bay, Lil' Barefoot Beach, Sand Dune Lagoon and Splash Island (while chaperoning a child).

PROPER ATTIRE

Most rides require proper riding attire including shirts, shorts/pants and shoes. Shirts and shoes are required in queues and all park pathways. Swimwear is not permitted on rides outside of Soak City and must be sufficiently covered while in the amusement park. For your safety, loose clothing (including scarves and other free-flowing clothing), must be significantly secured or removed to prevent any interference with the ride restraint system.

Loose fitting shoes may be removed before riding Charlie Brown's Wind-Up, Delirium, Dominator, Drop Tower, Flying Ace, Kite Eating Tree, Wave Swinger and WindSeeker.

PROSTHETICS

Guests with any type of prosthesis should not ride unless they can ensure the device is properly secured and will remain in place during the ride. All riders must be able to maintain the proper riding positioning. Additionally, prosthetic devices with exposed metal parts are not permitted on most Soak City attractions. Guests should visit Guest Services or First Aid prior to riding to ensure a safe riding experience.

Prosthetics are NOT allowed on Dominator (leg prosthesis not allowed), Flight of Fear, Twisted Timbers® and WindSeeker (a rider with more than one lower body prosthetic is not allowed).

The manufacturers of Delirium, Drop Tower (leg prosthesis only) and Intimidator® 305 require that guests with prosthetic devices provide Kings Dominion with documentation from the provider of their prosthetic device to guarantee that the device has been designed to remain securely in place while exceeding a maximum speed of 120 miles per hour with maximum G forces from -1.5 G's to 5G's with a sufficient safety factor for single point failure items:

RIDE DEVICES FOR GUESTS WITH DISABILITIES

Transfer devices, when requested, can be used to assist a rider out of a wheelchair and into a ride unit. The following rides are equipped with a transfer device: Apple Zapple, Avalanche, Great Pumpkin Coaster, Grizzly, Racer 75, Snoopy's™ Rocket Express, and Woodstock Express.

A body harness, when requested, may allow certain riders with disabilities to ride Dominator if they meet the ride criteria.

Hand controls, when requested, can be used to assist a rider in operating a vehicle at Blue Ridge Tollway and Joe Cool's Driving School if unable to depress the gas pedal.

In addition, specific ride vehicles are equipped with removable sides at Backlot Stunt Coaster and Boo Blasters on Boo Hill. These vehicles may further assist guest in transferring from their wheelchair to the ride unit. Please inform an associate at the ride if you wish to use that vehicle.

Please see an associate at each ride, Guest Services, or First Aid for assistance.

RIDER CRITERIA

Kings Dominion's Ride Admission Policy is designed to allow our guests to participate in the enjoyment of our park as much as possible. The policy was developed by analyzing the physical and mental attributes required to safely ride each particular ride. It is our policy to allow anyone to ride who meets all these requirements and is not a hazard to himself or others. We continue to evaluate and update our Ride Admission Policy as necessary.

Ability to exhibit independent seated postural control under the dynamic conditions of the ride.

The guest must have the body and spinal control to sit upright without the aid of other people or devices. The guest must also have sufficient muscle control to support their head, neck and upper torso during the course of the ride, including the dynamic motion of the ride. Certain ride units such as carousel horses require the ability to form a saddle posture with the guest's thighs.

Appropriate center of gravity.

The guest's body must have the appropriate weight distribution for that ride.

Ability to hold on with one functioning arm.

A functioning arm is an upper extremity or prosthesis exhibiting good grip control, the ability to brace, and enough strength to allow the guest to maintain the proper riding position throughout the duration of the ride. Any arm prosthesis must remain properly secured under the dynamic forces of the ride. Due to manufacturer requirements, some rides may exclude prosthetics.

Ability to hold on with two functioning arms.

Ability to hold on with two functioning arms as defined above.

Ability to brace self with one functioning leg.

Guests must have one functioning leg to be used for bracing the body during the course of the ride. A functioning leg may be a normal leg or a prosthesis which can be used for bracing. Any leg prosthesis must remain properly secured under the dynamic forces of the ride. Due to manufacturer requirements, some rides may exclude prosthetics.

Ability to brace self with two functioning legs.

Guests must have two functioning legs to be used for bracing the body during the course of the ride and maintaining balance when entering and exiting a ride unit. A functioning leg may be a normal leg or a prosthesis.

Minimum of two functioning extremities.

Guests must have a minimum of two functioning extremities (two legs, two arms, or one arm and one leg) to brace themselves during the ride and assist in entering and exiting the ride unit.

Minimum of three functioning extremities.

Guests must have a minimum of three functioning extremities (two legs and one arm or two arms and one leg) to brace themselves (with tripod bracing) during the ride.

Ability to enter/exit the attraction within specified parameters without endangering self or others.

Guests must be able to enter and exit the ride without jeopardizing themselves or others and to assist with their own evacuation, if necessary. This may include special arrangements such as entering through the Alternate Access Entrance (the exit or Fast Lane entrance) or having someone aid you in boarding. For the safety of our associates and guests, ride operators are instructed not to perform any lifting of guests.

Appropriate observed behavior.

Guest demonstrates appropriate observed behavior indicating a willingness and ability to participate and/or follow rider requirements. Appropriate observed behavior may include, but not be limited to maintaining proper riding position, attention and compliance to safety instructions, proper use of all ride safety equipment and willingness to participate.

Guests have a duty to:

- Exercise good judgment
- Act in a responsible manner while using amusement rides
- Obey all warnings prior to and during participation
- Not participate while under the influence of alcohol or drugs
- Properly use all ride safety equipment provided.

CASTS AND BRACES

Guests with casts and braces will be restricted from riding rides where the cast or brace will not fit inside the ride unit or where it will present a hazard to the guest or others. Guests with full arm (elbow restricted) and full leg (knee restricted) casts or braces are restricted from most rides and water slides. We suggest you delay your visit until the cast is removed. Casts and braces with exposed metal parts are not permitted on slides in Soak City.

The following chart displays the cast and brace rules for all rides and attractions.

- Y** May ride with the condition
- C** Must ride in a chariot
- F** Cast/Brace must fit safely in the ride unit
- O** Not Permitted to participate on elevated activity area
- Z** Participation or water depth may be restricted if necessary

KINGS DOMINION

	Cervical Collar or Neck Brace	Broken Collar Bone	Forearm Cast	Full Arm Cast	Braced Arm Cast	Foot or Lower Leg Cast	Full Leg Cast
Americana	Y	Y	Y	Y	F	Y	F
Anaconda			Y			Y	
Apple Zapple			Y			Y	
Avalanche			Y			Y	F
Backlot Stunt Coaster			Y				
Bad Apple		Y	Y	Y		Y	F
Berserker			Y			Y	
Blue Ridge Tollway Driver		Y	Y	Y	Y	Y	F
Blue Ridge Tollway Passenger		Y	Y	Y	Y	Y	F
Boo Blasters on Boo Hill	Y	Y	Y	Y	Y	Y	F
Carousel	Y	Y	Y	Y	Y	Y	C
Charlie Brown's Wind Up		Y	Y	Y		Y	
Delirium			Y			Y	
Dodgem – Driver			Y	Y		Y	F
Dodgem – Passenger			Y	Y		Y	F
Dominator							
Drop Tower							
Eiffel Tower	Y	Y	Y	Y	Y	Y	Y
Flight of Fear			Y				
Flying Ace			Y	F		Y	F
Flying Ace Balloon Race			Y	Y	Y	Y	F
Flying Eagles		Y	Y	Y	F	Y	F
Grand Prix Raceway Driver			Y			Y	
Grand Prix Raceway Passenger			Y			Y	
Great Pumpkin Coaster			Y			Y	F

KINGS DOMINION *continued*

Grizzly			Y			Y	
Intimidator® 305			Y			Y	
Joe Cool's Driving School		Y	Y	Y		Y	F
Kite Eating Tree			Y	Y		Y	
Linus Launcher			Y			Y	
Lucy's Crabbie Cabbies			Y	F		Y	F
Lucy's Tugboat			Y			Y	F
PEANUTS™ 500			Y			Y	F
PEANUTS™ Road Rally	Y	Y	Y	Y	Y	Y	F
PEANUTS™ Turnpike	Y	Y	Y	Y	Y	Y	F
Racer 75			Y			Y	
Sally's Sea Plane		Y	Y	Y	Y	Y	F
Scrambler			Y	Y		Y	F
Shenandoah Lumber Co.			Y	Y		Y	F
Snoopy™ vs Red Baron		Y	Y	Y	F	Y	F
Snoopy's™ Junction	Y	Y	Y	Y	Y	Y	F
Snoopy's™ Rocket Express		Y	Y	Y	F	Y	F
Snoopy's™ Space Buggies			Y			Y	F
Twisted Timbers®			Y				
Wave Swinger		Y	Y	Y		Y	
White Water Canyon			Y			Y	F
WindSeeker			Y	F		Y	
Woodstock Express			Y			Y	
Woodstock Whirlybirds			Y			Y	F
Xtreme Skyflyer™			Y			Y	

SOAK CITY

Aqua Blast							
Baja Bends							
FreeStylin'							
Lazy Rider			Y	Y		Y	
Lighthouse Landing – Slides							
Lighthouse Landing – Structure	O	Y	Y	Y	Y	Y	O
Lil Barefoot Beach – Pool	Y	Y	Y	Y	Y	Y	Y
Lil Barefoot Beach – Slide			Y			Y	
Night Slider/Power Plunge							
Paradise Plunge							
Rip Slide/Turbo Twister							
Sand Dune Lagoon			Y	Z		Y	Z
Splash Island	Y	Y	Y	Y	Y	Y	Y
Splash Island – Slides			Y			Y	
Thunder Falls							
Tidal Wave Bay			Y	Z		Y	Z
Zoom Flume							

ACCESS SYMBOLS

Symbols indicate boarding procedures for each ride and are defined below.



This symbol is used to identify rides where guests may remain in or use a wheelchair. These rides include Eiffel Tower, Lighthouse Landing (ground level), Lil' Barefoot Beach (ground level), Sand Dune Lagoon, Splash Island (ground level) and Tidal Wave Bay.



Rides using this symbol can accommodate guests who are able to transfer from the wheelchair to the ride unit by themselves or assisted by a member of their party. Guest must be accompanied by a companion who can assist with transfer, as Kings Dominion associates are not permitted to physically assist guests with transferring from their wheelchairs.



This symbol is used to identify rides where guests must be able to walk independently or be assisted by a member of their party. A wheelchair may be left in a designated position on or near the ride platform.

KINGS DOMINION RIDE DESCRIPTIONS

The following descriptions are designed to give you information on the type of actions caused by various rides. Each of the following attractions will identify the restrictions according to the criteria itemized above. **In order to participate on most attractions, guests must have seated postural control, appropriate center of gravity, appropriate observed behavior, and the ability to enter and exit the ride safely.** Specific exceptions or qualifications to those four criteria will be noted in the information provided below. If you have been authorized for Alternate Access, follow the directions listed under each ride.

Americana **2**



Guests must be 48" tall to ride alone OR be accompanied by a supervising companion. Hand-held infants are not permitted.

Maximum Weight – 992 lb. per gondola

A 100-foot tall slow moving Ferris wheel. Guests ride in one of 24 gondolas suspended from the outer rim of the wheel.

Restraint System: A shared seatbelt secures all riders in the row across the thighs and pelvis. A door further encloses the ride unit.

Rider Criteria: Guests must have sufficient lower extremities to ensure the ride restraint system adequately restrains them. Guests who do not demonstrate appropriate observed behavior must be accompanied by a supervising companion.

Rider Access: Alternate access is available at the ride exit. Riders will have to take several steps, on their own or with the assistance of a companion, and be capable of stepping up into the ride unit. Please use caution, as the ride unit may shift when entering and exiting.

Note: Single riders are not permitted.

Anaconda



Guests must be 48" tall to ride.

A high-speed, looping roller coaster which turns riders upside down three times. Riders will experience weightlessness and rapid movements from side-to-side.

Restraint System: A shoulder harness with a between-the-legs safety belt secures each rider over the head and across the chest. Due to the nature of the restraint, this ride may not accommodate guests of a larger size.

Rider Criteria: Guests must have a minimum of two functioning extremities; one functioning arm and one functioning leg. Two functioning arms are sufficient instead of one functioning arm and one functioning leg if the guest is able to form a saddle posture with leg remnants sufficient to brace self upright in the seat. Guests with a cervical collar, neck brace, broken collar bone, full arm cast, braced arm cast, or full leg cast are not permitted to ride.

Rider Access: Alternate access is available at the ride exit. Riders will have to transfer into the seat, on their own or with the assistance of a companion, and be capable of stepping up and over the side of the car to enter and exit. Please do not use the ride restraints for support while entering and exiting, as they will shift.

Apple Zapple



Guests must be 54" tall to ride alone OR 44" tall and accompanied by a supervising companion.

A wild mouse style coaster with an exhilarating 52-foot drop, high-speed hairpin twists, turns, and breathtaking humps.

Restraint System: An individual lap bar and seatbelt secures each rider across the thighs and pelvis. Due to the nature of the restraint, this ride may not accommodate guests of a larger size.

Rider Criteria: Guests must have a minimum of three functioning extremities. Guests with a cervical collar, neck brace, broken collar bone, full arm cast, braced arm cast, or full leg cast are not permitted to ride.

Rider Access: Alternate access is available at the ride exit. Riders will have to transfer into the seat, on their own or with the assistance of a companion. A transfer device is available upon request which may assist a rider out of a wheelchair and into the ride unit. Please do not use the ride restraints for support while entering and exiting, as they will shift.

WARNING: This ride contains strobe lighting.

Avalanche



Guests must be 46" tall to ride alone OR 40" tall and accompanied by a supervising companion.

A bobsled style roller coaster that takes riders through multiple twists and turns.

Restraint System: An individual lap bar secures each rider(s) across the thighs. The smaller rider must sit ahead of the larger rider within the seat.

Rider Criteria: Guests must have at least one functioning arm and sufficient lower extremities to ensure the ride restraint system adequately restrains them. Two functioning arms are sufficient instead of one functioning arm and one functioning leg if the guest has a normal center of gravity and lower extremities are sufficiently strong to support weight against the restraint under the dynamic conditions of the ride. Amputations must be below the knee. Guests with a cervical collar, neck brace, broken collar bone, full arm cast or braced arm cast are not permitted to ride.

Rider Access: Alternate access is available at the ride exit. Riders will have to transfer into the seat, on their own or with the assistance of a companion. A transfer device is available upon request which may assist a rider out of a wheelchair and into the ride unit.

Backlot Stunt Coaster



Guests must be 48" tall to ride.

Maximum Weight – 300 lb. per person

A fast-track coaster experience, based on a high-speed car chase through the streets of Los Angeles. Riders will experience a 40 mph launch out of the station followed by multiple high-speed turns and drops.

Restraint System: An individual lap bar secures each rider across the thighs and pelvis, additional padding constrains both legs across the shins. Due to the nature of the restraint, this ride may not accommodate guests of a larger size.

Rider Criteria: Guests must have a minimum of three functioning extremities; one functioning arm and two functioning legs. Guests with a cervical collar, neck brace, broken collar bone, full arm cast, braced arm cast, full leg cast, or foot/lower leg cast are not permitted to ride. Guests with any type of prosthesis should not ride unless they can ensure the device is properly secured and will remain in place during the ride.

Rider Access: Alternate access is available at the ride exit. Riders will have to transfer into the seat, on their own or with the assistance of a companion. To facilitate boarding, a row with a larger opening is available upon request. Please inform an associate if you wish to use that row. Please do not use the ride restraints for support while entering and exiting, as they will shift.

WARNING: This ride utilizes magnetic systems during the ride.

Bad Apple



Guests must be 54" tall to ride alone OR 42" tall and accompanied by a supervising companion.

Maximum Weight – 330 lb. per car

This is a circular ride with three sweeps of gondolas moving counter-clockwise against the ride's main clockwise rotation. Riders will experience changes in speed, direction & elevation, and rapid movements from side-to-side.

Restraint System: A shared lap bar and seatbelt secures all riders in the row across the thighs and pelvis.

Rider Criteria: Guests must have a minimum of two functioning extremities; one functioning arm and one functioning leg. Two functioning arms are sufficient instead of one functioning arm and one functioning leg if the guest has a normal center of gravity and lower extremities are sufficiently strong to support weight against the restraint under the dynamic conditions of the ride. Amputations must be below the knee. Guests with a cervical collar, neck brace, or braced arm cast are not permitted to ride.

Rider Access: Alternate access is available at the ride exit. Riders will have to take several steps, on their own or with the assistance of a companion, and be capable of stepping up into the ride unit. Please use caution when entering and exiting as the ride unit may shift. Do not use the ride restraints for support as they will shift.

Berserker



Guests must be between 48" and 76" tall to ride.

A looping pirate ship that takes riders through unparalleled moments of zero gravity. While riders are orbiting 360-degrees, they will catch sensational hang time, 100 feet in the air.

Restraint System: An individual shoulder harness secures each rider over the head and across the chest and an individual lap bar secures each rider across the thighs and pelvis. Due to the nature of the restraint, this ride may not accommodate guests of a larger size.

Rider Criteria: Guests must have a minimum of three functioning extremities. Two functioning arms are sufficient instead of three functioning extremities if the guest has a normal center of gravity and lower extremities are sufficiently strong to maintain proper riding posture under the dynamic conditions of the ride. Amputations must be below the knee. Guests with a cervical collar, neck brace, broken collar bone, full arm cast, braced arm cast, or full leg cast are not permitted to ride.

Rider Access: Alternate access is available at the ride exit. Riders will have to take several steps, on their own or with the assistance of a companion, and be capable of elevating themselves up into the seat. Please do not use the shoulder harness for support while entering and exiting, as they will shift.

Blue Ridge Tollway



Guests must be 48" tall to drive OR accompanied by a supervising companion to ride. Hand-held infants are not permitted.

Riders enjoy a leisurely drive through the woods of Old Virginia in a gas powered Model T antique car.

Restraint System: A shared seatbelt secures all riders in the row across the thighs and pelvis.

Rider Criteria: Guests must have a minimum of two functioning extremities to drive; one functioning arm and one functioning leg. Guests unable to maintain seated postural control or demonstrate appropriate observed behavior must ride with a supervising companion and sit in the back seat. Riders with only one functioning arm or only one functioning leg or no functioning arms or legs must be accompanied by a supervising companion. Hand controls, when requested, can be used to assist a rider who is unable to depress the gas pedal. Guests with a cervical collar or neck brace are not permitted to ride. Guests with a visual impairment must ride with a supervising companion who meets the requirements to drive.

Rider Access: Alternate access is available at the ride exit. Riders will have to take several steps, on their own or with the assistance of a companion, and be capable of stepping up and into the seat of the car.

Boo Blasters on Boo Hill 2



Guests must be 42" tall to ride alone OR accompanied by a supervising companion. Hand-held infants are not permitted.

Maximum Weight – 881 lb. per car

This is a ghost-busting interactive dark ride where riders travel through a haunted mansion to capture ghosts with "boo blasters." An onboard computer keeps track of each rider's score.

Restraint System: A shared lap bar secures all riders in the row across the thighs and pelvis.

Rider Criteria: Guests with a minimum of one functioning leg must ride with a supervising companion. Guests who do not have seated postural control, the ability to enter or exit the ride safely, or cannot demonstrate appropriate observed behavior must be accompanied by a supervising companion.

Rider Access: Alternate access is available at the ride exit. Riders will have to transfer into the seat, on their own or with the assistance of a companion. To facilitate boarding, several ride units with a larger opening is available upon request. Please inform an associate if you wish to use one of those units

WARNING: This ride contains strobe lighting.

WARNING: Attraction is designed to scare or startle.

Carousel 1



Guests must be 46" tall to ride alone OR be accompanied by a supervising companion. Hand-held infants must ride in a chariot and be accompanied by a supervising companion.

A classic antique Philadelphia Toboggan Company Carousel built in 1917. There are both stationary and jumper horses as well as two chariots.

Rider Criteria: Guests must have the ability to straddle the ride unit. Riders with only one functioning leg may ride a horse only if they have an ability to straddle a horse. Guests unable to straddle the ride unit must be seated in a chariot. Guests who do not have independent seated postural control, an appropriate center of gravity, an ability to hold on with one functioning arm, an ability to enter and exit the ride safely, and appropriate observed behavior must ride in a chariot with a supervising companion.

Rider Access: Alternate access is available at the ride exit. Riders will have to take several steps, on their own or with the assistance of a companion, and be capable of stepping up onto a platform.

Service animals are welcome.

Charlie Brown's Wind-Up 2



Guests must be 36" tall to ride alone OR be accompanied by a supervising companion. Hand-held infants are not permitted.

Maximum Weight – 275 lb. per swing

A chair swing children's ride with free hanging seats suspended from an elevated, rotating, and slanting tower. Riders will rotate in a circular motion as the tower begins to rise.

Restraint System: An individual lap bar and a between-the-leg safety belt secures each rider.

Rider Criteria: Guests must have a minimum of three functioning extremities. Two functioning arms are sufficient instead of three functioning extremities if the guest has a normal center of gravity and the lower extremities are sufficiently strong to maintain proper riding posture under dynamic conditions of the ride. Amputation must be below the knee. Guests with a cervical collar, neck brace, braced arm cast, or full leg cast are not permitted to ride. Guests with any type of prosthesis should not ride unless they can ensure the device is properly secured and will remain in place during the ride.

Rider Access: Alternate access is available at the ride exit. Riders will have to take several steps, on their own or with the assistance of a companion, and be capable of elevating themselves up into the seat. Please use caution, as the ride unit may shift when entering and exiting.

Delirium 5



Guests must be 54" tall to ride.

Maximum Weight – 300 lb. per seat

A thrill ride that swings riders to a height of 115 feet in a pendulum motion while spinning in a clockwise rotation. Riders will experience weightlessness and rapidly changing forces and direction.

Restraint System: A shoulder harness with a between-the-legs safety belt secures each rider over the head and across the chest. Due to the nature of the restraint, this ride may not accommodate guests of a larger size. A test seat is located at the ride entrance which can be used to ensure proper fit and comfort prior to waiting in line.

Rider Criteria: Guests must have a minimum of two functioning extremities; one functioning arm and one functioning leg. Two functioning arms are sufficient instead of one functioning arm and one functioning leg if the guest has a normal center of gravity and lower extremities are sufficiently strong to support weight against the restraint under the dynamic conditions of the ride. Amputations must be below the knee. Guests with a cervical collar, neck brace, broken collar bone, full arm cast, braced arm cast, or full leg cast are not permitted to ride. Guests with any prosthesis must consult with Guest Services or First Aid prior to waiting in line or riding.

Rider Access: Alternate access is available at the ride exit. Riders will have to take several steps, on their own or with the assistance of a companion, and be capable of elevating themselves up into the seat. Please do not use the ride restraints for support while entering and exiting, as they will shift.

Dodgem 4



Guests must be 48" tall to ride.

A bumper car ride where guests drive cars one way around a circular track.

Restraint System: An individual shoulder strap is positioned across the chest and under the arm of each rider.

Rider Criteria: Guests must have a minimum of three functioning extremities. Guests with a cervical collar, neck brace, broken collar bone, or braced arm cast are not permitted to ride. Guests who do not demonstrate appropriate observed behavior must be accompanied by a supervising companion. Guests with a visual impairment must ride as a passenger with a driver who meets the requirements to drive.

Rider Access: Alternate access is available at the ride exit. Riders will have to take several steps, on their own or with the assistance of a companion, and be capable of stepping up and over the side of the ride unit. Please use caution, as the ride unit may shift when entering and exiting.

Dominator 5



Guests must be between 54" and 78" tall to ride.

A high-speed, floorless looping roller coaster which turns riders upside down five times, is the longest floorless coaster in the world. Riders will experience weightlessness and rapid movements from side-to-side.

Restraint System: A shoulder harness with a between-the-legs safety belt secures each rider over the head and across the chest. Due to the nature of the restraint, this ride may not accommodate guests of a larger size. A test seat is located at the ride entrance which can be used to ensure proper fit and comfort prior to waiting in line.

Rider Criteria: Guests must have a minimum of three functioning extremities that includes one functioning arm with a hand. Two functioning arms are sufficient instead of three functioning extremities if the guest has a normal center of gravity and lower extremities are sufficiently strong to maintain proper riding posture under the dynamic conditions of the ride. Amputations must be below the knee. Guests with a cervical collar, neck brace, broken collar bone, or any type of cast are not permitted to ride. Alternatively, guests with certain amputations may be able to ride with the use of a separate three-point body harness provided the guest has enough remaining leg and arm remnants to be secured by the harness. Guests should check with Guest Services or First Aid to determine if they are eligible to use the three-point harness. Guests may not ride with leg prosthesis.

Rider Access: Alternate access is available via the elevator to the right of the entrance. Guests will have to take several steps, on their own or with the assistance of a companion, and be capable of elevating themselves up into a suspended seat. Please do not use the ride restraints for support while entering and exiting, as they will shift.

WARNING: This ride contains strobe lighting.

Drop Tower 4



Guests must be between 48" and 80" tall to ride.

A free-fall ride that lifts riders to the top of a 305-foot structure and drops them 272 feet. Riders will experience weightlessness and rapidly changing forces.

Restraint System: A shoulder harness with a between-the-legs safety belt secures each rider over the head and across the chest. Due to the nature of the restraint, this ride may not accommodate guests of a larger size. A test seat is located at the ride entrance, which can be used to ensure proper fit and comfort prior to waiting in line.

Rider Criteria: Guests must have a minimum of two functioning extremities; one of which must be an arm. Two functioning arms are sufficient instead of one functioning arm and one functioning leg if the guest has a normal center of gravity and lower extremities are sufficiently strong to support weight against the restraint under the dynamic conditions of the ride. Amputations must be below the knee. Guests with a cervical collar, neck brace, or broken collar bone are not permitted to ride. Casts are not permitted on this ride. Guests with any prosthesis must consult with Guest Services or First Aid prior to waiting in line or riding.

Rider Access: Alternate access is available at the ride exit. Guests will have to take several steps on their own or with the assistance of a companion, and be capable of elevating themselves up into the seat. Please do not use the ride restraints for support while entering and exiting, as they will shift.

WARNING: This ride utilizes magnetic systems during the ride.

Eiffel Tower 2



Guests must be 46" tall to ride OR be accompanied by a supervising companion.

One-third scale replica of the Eiffel Tower located in Paris. Standing 331 feet, this observation tower provides stunning views of the park and surrounding area.

Rider Criteria: Guests who are unable to enter and exit safely or demonstrate appropriate observed behavior, must be accompanied by a supervising companion.

Rider Access: Alternate access is available at the attraction's exit. This attraction is wheelchair accessible. Service animals are welcome.

WARNING: During night operation this ride contains strobe lighting.

Flight of Fear 5



Guests must be 54" tall to ride.

An indoor steel roller coaster that launches riders up to 54 miles per hour and turns riders upside down 4 times. Riders will experience high speeds, weightlessness & rapid movements from side-to-side.

Restraint System: An individual lap bar and seatbelt secures each rider across the thighs and pelvis, additional padding constrains both legs across the ankles. Due to the nature of the restraint, this ride may not accommodate guests of a larger size.

Rider Criteria: Guests must have a minimum of three functioning extremities; one functioning arm and two functioning legs. Guests with a cervical collar, neck brace, broken collar bone, full arm cast, or braced arm cast are not permitted to ride. Lower body casts (foot, lower leg, etc.) are not permitted on this ride. Guests with any type of prosthesis or leg amputation are not permitted to ride.

Rider Access: Alternate access is available at the ride exit. Guests should go straight into the station and wait for assistance there. Riders will have to take several steps, on their own or with the assistance of a companion, and be capable of stepping down into the seat. Please do not use the ride restraints for support while entering and exiting, as they will shift.

Note: Loose articles may not be left on the platform. They may either be left with a non-rider or be placed in lockers for storage.

WARNING: This ride utilizes magnetic systems during the ride.

WARNING: This ride contains strobe lighting.

Flying Ace 3



Guests must be 48" tall to ride alone OR 44" tall and accompanied by a supervising companion.

Maximum Weight – 340 lb. per car

Guests ride in suspended cars that rotate in a circle and rise to a height of 85 feet. Guests can control a lever that allows them to maneuver the car in and out.

Restraint System: A shoulder harness with a between-the-legs safety belt secures each rider over the head and across the chest. Due to the nature of the restraint, this ride may not accommodate guests of a larger size.

Rider Criteria: Guests must have at least three functioning extremities. Guests without functioning legs can ride provided they have two functioning arms, a normal center of gravity and the lower extremities are sufficiently strong to maintain the proper riding posture under the dynamic conditions of the ride. Must have sufficient lower extremities to ensure the ride restraint adequately restrains them. Amputations must be below the knee. Guests with a cervical collar, neck brace, broken collar bone, or braced arm cast are not permitted. Guests with any type of prosthesis should not ride unless they can ensure the device is properly secured and will remain in place during the ride.

Rider Access: Alternate access is available at the ride exit. Guests will have to take several steps, on their own or with the assistance of a companion, and be capable of elevating themselves up onto a suspended seat. Please use caution and do not use the restraints for support while entering and exiting, as both the ride unit and/or restraint may shift.

Flying Ace Balloon Race 2



Guests must be 42" tall to ride OR be accompanied by a supervising companion. Hand-held infants are not permitted.

Maximum Weight – 550 lb. per balloon

Hot air balloon ride that lifts riders up 35 feet into the air. Guests ride in one of eight balloons that represent a different country of the world and are able to control the spin of the balloons.

Restraint System: An individual seatbelt secures each rider across the thighs and pelvis. A door further encloses the ride unit. Due to the nature of the restraint, this ride may not accommodate guests of a larger size.

Rider Criteria: Guests must have a minimum of three functioning extremities. Guests with a cervical collar, neck brace, or broken collar bone are not permitted to ride.

Rider Access: Alternate access is available at the ride exit. Riders will have to take several steps, on their own or with the assistance of a companion, and be capable of stepping up into the ride unit. Please use caution, as the ride unit may shift when entering and exiting.

Flying Eagles 3



Guests must be 44" tall to ride along OR 36" tall and accompanied by a supervising companion.

Guests ride in suspended cars that rotate in a circle. Once the ride's speed increases, riders use a fin on the front of the car to steer the car higher or lower.

Restraint System: A shared seatbelt secures each set of riders, fastening across the thighs and pelvis. The smaller rider must sit on the inside seat.

Rider Criteria: Guests must have a minimum of two functioning extremities; one functioning arm and one functioning leg. Guests must have a minimum of one full functioning leg (including prosthesis) and one leg amputated below the knee. Guests with a cervical collar or neck brace are not permitted to ride. Guests who do not demonstrate appropriate observed behavior must be accompanied by a supervising companion.

Rider Access: Alternate access is available at the ride exit. Riders will have to take several steps, on their own or with the assistance of a companion, and be capable of elevating themselves up into the seat. Please use caution, as the ride unit may shift when entering and exiting.

Grand Prix Raceway 4



Guests must be 58" tall to drive OR 40" tall to ride with a legal parent or guardian 18 years of age or older.

This is a "drive-yourself" go kart ride where guests drive their own go kart around a designated track for a pre-determined amount of time.

Restraint System: An individual four point harness and seatbelt secures each driver and passenger across the upper body and thighs.

Rider Criteria: Drivers must have a minimum of three functioning extremities; one functioning arm and two functioning legs. Drivers must exhibit sufficient visual acuity to operate the car safely. Drivers also need to be able to steer the car and use both feet to operate the brake and gas pedals. Passengers must have at least one functioning arm and sufficient lower extremities to ensure the ride restraint system adequately restrains them. All loose clothing must be removed or safely secured within the restraint. Long hair must be tied up above the shoulder. Guests with a cervical collar, neck brace, broken collar bone, full arm cast, braced arm cast, or full leg cast are not permitted to ride.

Rider Access: Alternate access is available at the ride exit. Riders will have to take several steps, on their own or with the assistance of a companion, and be capable of stepping down into the ride unit.

Note: Please remember that inattentive drivers may bump you from behind. To avoid injury, please use caution while riding and while entering and exiting the ride.

Note: This is an extra charge attraction.

Great Pumpkin Coaster 2



Guests must be 40" tall to ride alone OR 36" tall and accompanied by a supervising companion. Guests over 60" tall must be accompanied by a child.

A junior steel rollercoaster with mild drops, bumps, and turns.

Restraint System: A shared lap bar is positioned above the laps of all riders in the row. An individual seatbelt secures each rider across the thighs and pelvis.

Rider Criteria: Guests must have a minimum of three functioning extremities. Two functioning arms are sufficient instead of three functioning extremities if the guest has a normal center of gravity and lower extremities are sufficiently strong to maintain proper riding posture under the dynamic conditions of the ride. Amputations must be below the knee. Guests with a cervical collar, neck brace, broken collar bone, full arm cast, or braced arm cast are not permitted to ride.

Rider Access: Alternate access is available at the ride exit. Riders will have to transfer into the seat, on their own or with the assistance of a companion. A transfer device is available upon request which may assist a rider out of a wheelchair and into the ride unit. Please do not use the ride restraints for support while entering and exiting, as they will shift.

WARNING: This ride contains strobe lighting.

Grizzly 4



Guests must be 48" tall to ride.

A wooden rollercoaster with large drops, banked turns, and enclosed tunnels.

Restraint System: An individual lap bar and seatbelt secures each rider across the thighs and pelvis. Due to the nature of the restraint, this ride may not accommodate guests of a larger size.

Rider Criteria: Guests must have a minimum of three functioning extremities. Two functioning arms are sufficient instead of three functioning extremities if the guest has a normal center of gravity and lower extremities are sufficiently strong to maintain proper riding posture under the dynamic conditions of the ride. Amputations must be below the knee. Guests with a cervical collar, neck brace, broken collar bone, full arm cast, braced arm cast, or full leg cast are not permitted to ride.

Rider Access: Alternate access is available at the ride exit. There is a wheelchair lift prior to the stairs in the exit walkway. Guests requiring assistance should ring the bell located at the base of the wheelchair lift. Riders will have to transfer into the seat, on their own or with the assistance of a companion. A transfer device is available upon request which may assist a rider out of a wheelchair and into the ride unit. Please do not use the ride restraints for support while entering and exiting, as they will shift.

Intimidator® 305



Guests must be between 54" and 78" tall to ride.

Inspired by racing legend Dale Earnhardt, Intimidator® 305 is a 5,100-foot long, 305-foot tall steel Giga-Coaster reaching speeds in excess of 90 mph. Guests will experience high speeds, weightlessness, and rapid movements from side-to-side.

Restraint System: A shoulder harness with a between-the-legs safety belt secures each rider over the head and across the chest and pelvis. Due to the nature of the restraint, this ride may not accommodate guests of a larger size. A test seat is located at the ride entrance which can be used to ensure proper fit and comfort prior to waiting in line.

Rider Criteria: Guests must have a minimum of three functioning extremities. Guests may ride with one leg amputation; amputation must be below the knee. Guests with a cervical collar, neck brace, broken collar bone, full arm cast, braced arm cast, or full leg cast are not permitted to ride. Guests with any prosthesis must consult with Guest Services or First Aid prior to waiting in line or riding.

Rider Access: Alternate access is available using the walkway to the far left of the entrance. Guests will have to take several steps on their own and be capable of stepping up and over the side of the car to enter and exit.

Note: Loose articles may not be left on the platform. They may either be left with a non-rider or be placed in lockers for storage.

WARNING: This ride utilizes magnetic systems during the ride.

WARNING: This ride contains strobe lighting.

Joe Cool's Driving School 2



Guests must be between 40" and 60" tall to ride.

Battery powered cars where kids get to learn to drive with the help of Snoopy's™ alter ego – Joe Cool. Children get the chance to learn to use the gas pedal and steering wheel.

Restraint System: An individual seatbelt secures each rider across the thighs and pelvis.

Rider Criteria: Guests must have a minimum of three functioning extremities. Two functioning arms are sufficient instead of three functioning extremities if the guest has a normal center of gravity and the lower extremities are sufficiently strong to maintain proper riding posture under the dynamic conditions of the ride. Amputations must be below the knee. Guests with a cervical collar, neck brace or braced arm cast are not permitted to ride.

Rider Access: Alternate access is mainstreamed via the ride entrance. Guests will have to take several steps on their own and be capable of stepping up and over the side of the car to enter and exit.

Kite Eating Tree 2



Guests must be between 36" and 54" tall to ride.

Maximum Weight – 770 lb. per ride

This children's ride hoists riders up in the air and provides a gentle yet bouncy trip down.

Restraint System: A shared lap bar is positioned above the laps of all riders in the row with an individual between-the-legs safety belt. Due to the nature of the restraint, this ride may not accommodate guests of a larger size.

Rider Criteria: Guests must have a minimum of two functioning extremities; one functioning arm (excluding prosthesis) and one functioning leg. Guests with a cervical collar, neck brace, broken collar bone, braced arm cast, or full leg cast are not permitted to ride. Guests with any type of prosthesis should not ride unless they can ensure the device is properly secured and will remain in place during the ride.

Rider Access: Alternate access is available at the ride exit. Riders will have to take several steps, on their own or with the assistance of a companion, and be capable of elevating themselves up into the seat. Please do not use the ride restraints for support while entering and exiting, as they will shift.

Linus Launcher 3



Guests must be 42" tall to ride alone OR 36" tall and accompanied by a supervising companion.

Maximum Weight – 275 lb. per unit; this ride only accommodates one adult per unit

A circular ride where riders experience the sensation of flying in an elevated, slanted and prone position. Riders will rotate in a circular motion as the tower begins to rise.

Restraint System: A safety cage secures guests over their bodies as they lay in a prone position.

Rider Criteria: Guests must have a minimum of three functioning extremities; two functioning arms and one functioning leg. Guests must have sufficient lower extremities to ensure the ride restraint system adequately restrains them. Guests with a cervical collar, neck brace, broken collar bone, full arm cast, braced arm cast, or full leg cast are not permitted to ride.

Rider Access: Alternate access is available at the ride exit. Riders will have to take several steps, on their own or with the assistance of a companion, and be capable of elevating themselves up into the seat and into a prone position.

Lucy's Crabbie Cabbies 2



Guests must be less than 54" tall to ride. Hand-held infants are not permitted.

A children's bumper car ride.

Restraint System: An individual shoulder strap is positioned across the chest and under the arm of each rider.

Rider Criteria: Guests must have a minimum of two functioning extremities; one functioning arm and one functioning leg. Guests with a cervical collar, neck brace, broken collar bone, or braced arm cast are not permitted to ride. Guests with a visual impairment must ride as a passenger with a driver who meets the requirements to drive.

Rider Access: Alternate access is available at the ride exit. Riders will have to take several steps, on their own or with the assistance of a companion, and be capable of stepping up and over the side of the ride unit. Please use caution, as the ride unit may shift when entering and exiting.

Lucy's Tugboat 2



Guests must be 42" tall to ride alone OR be accompanied by a supervising companion. Hand-held infants are not permitted. Guests over 60" tall must be accompanied by a child.

This ride only accommodates one adult per row

Come aboard this spinning tugboat ride which travels back and forth over an upward, curved track.

Restraint System: A shared lap bar secures all riders in the row across the thighs and pelvis. A door further encloses the ride unit.

Rider Criteria: Guests must have a minimum of three functioning extremities. Guests with a cervical collar, neck brace, broken collar bone, full arm cast, or braced arm cast are not permitted to ride.

Rider Access: Alternate access is available at the ride exit. Riders will have to take several steps, on their own or with the assistance of a companion to access the ride unit. This includes two elevated steps.

PEANUTS™ 500 2



Guests must be 42" tall to ride alone OR be accompanied by a supervising companion. Hand-held infants are not permitted.

Maximum Weight – 275 lb. per car

This children's ride allows guests to ride in their own car that whips around an oblong track.

Restraint System: A shared seatbelt secures all riders in the row across the thighs and pelvis. The smaller rider must sit on the inside seat.

Rider Criteria: Guests must have a minimum of two functioning extremities; one functioning arm (excluding prosthesis) and one functioning leg. Guests with a cervical collar, neck brace, broken collar bone, full or braced arm cast are not permitted to ride. Guests who do not demonstrate appropriate observed behavior must be accompanied by a supervising companion.

Rider Access: Alternate access is available at the ride exit. Riders will have to take several steps, on their own or with the assistance of a companion, and be capable of stepping up and over the side of the ride unit.

PEANUTS™ Road Rally 1



Guests must be less than 54" tall to ride. Hand-held infants are not permitted.

This is a slow moving children's truck ride on an electric track.

Restraint System: An individual seatbelt secures each rider across the thighs and pelvis.

Rider Criteria: Riders must have at least one functioning arm and one functioning leg (appropriate center of gravity not required).

Rider Access: Alternate access is available at the ride exit. Please see a ride attendant for assistance. Guests will have to take several steps, on their own or with the assistance of a companion, and be capable of elevating themselves up into a truck.

PEANUTS™ Turnpike 1



Guests must be less than 54" tall to ride. Hand-held infants are not permitted.

This is a slow moving children's corvette car ride on an electric track.

Restraint System: An individual seatbelt secures each rider across the thighs and pelvis.

Rider Criteria: Riders must have at least one functioning arm and one functioning leg (appropriate center of gravity not required).

Rider Access: Alternate access is available at the ride exit. Please see a ride attendant for assistance. Guests must be able to transfer into the seat of the ride unit on their own or with the assistance of a companion.

Racer 75 4



Guests must be 48" tall to ride.

A wooden rollercoaster with large drops, banked turns, and enclosed tunnels.

Restraint System: An individual lap bar and seatbelt secures each rider across the thighs and pelvis. Due to the nature of the restraint, this ride may not accommodate guests of a larger size.

Rider Criteria: Guests must have a minimum of three functioning extremities. Two functioning arms are sufficient instead of three functioning extremities if the guest has a normal center of gravity and lower extremities are sufficiently strong to maintain proper riding posture under the dynamic conditions of the ride. Amputations must be below the knee. Guests with a cervical collar, neck brace, broken collar bone, full arm cast, braced arm cast, or full leg cast are not permitted to ride.

Rider Access: Alternate access is available at the ride exit. Riders will have to transfer into the seat, on their own or with the assistance of a companion. A transfer device is available upon request which may assist a rider out of a wheelchair and into the ride unit. Please do not use the ride restraints for support while entering and exiting, as they will shift.

Sally's Sea Plane 2



Guests must be 36" tall to ride alone OR be accompanied by a supervising companion. Hand-held infants are not permitted.

Maximum Weight – 440 lb. per row; this ride only accommodates two adults per row

A themed plane with six rows that seats four guests per row. The plane rotates both in a clockwise and counter-clockwise direction reaching a height of over 20 feet.

Restraint System: A shared lap bar secures all riders in the row across the thighs and pelvis. A door further encloses the ride unit.

Rider Criteria: Guests must have a minimum of two functioning extremities; one functioning arm (excluding prosthesis) and one functioning leg. Guests with a cervical collar or neck brace not permitted to ride. Guests who do not demonstrate appropriate observed behavior must be accompanied by a supervising companion.

Rider Access: Alternate access is available at the ride exit. Riders will have to transfer into the seat, on their own or with the assistance of a companion.

Scrambler 3



Guests must be 48" tall to ride alone OR 36" tall and accompanied by a supervising companion.

Maximum Weight – 510 lb. per car

Rotating cars are mounted on counter-rotating arms, which produces strong accelerations and side-to-side movement, changing force and direction rapidly.

Restraint System: A shared lap bar and seatbelt secures all riders in the row across the thighs and pelvis.

Rider Criteria: Guests must have a minimum of two functioning extremities; one functioning arm and one functioning leg. Two functioning arms are sufficient instead of one functioning arm and one functioning leg if the guest has a normal center of gravity and lower extremities are sufficiently strong to support weight against the restraint under the dynamic conditions of the ride. Amputations must be below the knee. Guests may have two functioning legs instead of one functioning arm and one functioning leg. Guests with a cervical collar, neck brace, broken collar bone, or braced arm cast are not permitted to ride.

Rider Access: Alternate access is available at the ride exit. Riders will have to take several steps, on their own or with the assistance of a companion, and be capable of entering and exiting elevated vehicles which may shift.

Shenandoah Lumber Company 4



Guests must be 46" tall to ride alone OR 36" tall and accompanied by a supervising companion.

This is a water flume ride. You will get wet. Guests will be seated in a rocking boat and brace for a plunge down a chute and a splash of water.

Rider Criteria: Guests must have a minimum of two functioning extremities, one of which must be an arm. Two functioning arms are sufficient instead of one functioning arm and one functioning leg if the guest is able to form a saddle posture with leg remnants sufficient to brace self upright in the seat. Guests with a cervical collar, neck brace, broken collar bone, or braced arm cast are not permitted to ride.

Rider Access: Alternate access is available next to the main exit. Please use the walkway on the right to access the loading area. Guests will have to take several steps, on their own or with the assistance of a companion, and be capable of stepping down into the ride unit. Please use caution, as the ride unit may shift when entering and exiting. Watch your step, as the ride unit may be slippery and wet.

WARNING: Boats may bump into the side of channel and other boats.

WARNING: This ride contains strobe lighting.

Snoopy™ vs. Red Baron 2



Guests must be between 36" and 54" tall to ride.

This is a slow-moving children's circular ride with bi-planes. Guests can maneuver each plane up or down by pulling on a joystick.

Restraint System: An individual seatbelt secures each rider across the thighs and pelvis.

Rider Criteria: Guests must have a minimum of two functioning extremities; one functioning arm and one functioning leg. Guests with a cervical collar or neck brace are not permitted to ride.

Rider Access: Alternate access is available at the ride exit. Riders will have to take several steps, on their own or with the assistance of a companion, and be capable of stepping up and over the side of the ride unit.

Snoopy's™ Junction 1



Guests must be 36" tall to ride alone OR be accompanied by a supervising companion. Hand-held infants are not permitted.

Maximum Weight – 440 lb. per locomotive and 825 lb. per vehicle; this ride only accommodates one adult in the locomotive and two adults per vehicle

It's all aboard a Snoopy™-themed railway, with Woodstock leading the way.

Restraint System: An individual seatbelt secures each rider across the thighs and pelvis. Due to the nature of the restraint, this ride may not accommodate guests of a larger size.

Rider Criteria: Guests must have sufficient lower extremities to ensure the ride restraint system adequately restrains them. Guests unable to maintain seated postural control, demonstrate appropriate observed behavior, or able to safely enter and exit the ride unit must ride with a supervising companion.

Rider Access: Alternate access is available at the ride exit. Guests will have to take several steps on their own or with the assistance of a companion to access the ride unit including stepping up into the train.

Snoopy's™ Rocket Express 2



Guests must be 42" tall to ride alone OR be accompanied by a supervising companion. Hand-held infants are not permitted.

Maximum Weight – 780 lb. per rocket; this ride only accommodates two adults per rocket

A slow moving rocket themed aerial monorail that looks out over Planet Snoopy™.

Restraint System: An individual seatbelt secures each rider across the thighs and pelvis.

Rider Criteria: Guests must have a minimum of two functioning extremities; one functioning arm and one functioning leg. Guests with a cervical collar or neck brace are not permitted to ride.

Rider Access: Alternate access is available via the entrance. There is a wheelchair lift at the end of the walkway prior to the staircase. Guests requiring assistance should ring the bell located at the base of the wheelchair lift. A transfer device is available upon request which may assist a rider out of a wheelchair and into the ride unit.

White Water Canyon 4



Guests must be 46" tall to ride.

A river raft ride. You will get wet. Guests will experience sudden drops and rapid movements from side-to-side as they encounter river rapids and hidden geysers.

Restraint System: A shared seatbelt secures both riders in the section across the thighs and pelvis.

Rider Criteria: Riders must have at least three functioning extremities. Guests with a cervical collar, neck brace, broken collar bone, full arm cast, or braced arm cast are not allowed to ride.

Rider Access: Alternate access is available via the ride exit. Guests will have to take several steps, on their own or with the assistance of a companion, including stepping down into a wet boat while loading.

WARNING: Boats may bump into the side of channel and other boats.

WindSeeker 4



Guests must be 52" tall to ride.

Maximum Weight – 304 lb. per rider

A chair swing ride that ascends nearly 301 feet while spreading its arms, swings riders in a circular motion at a 45-degree angle at speeds up to 30 miles per hour.

Restraint System: An individual lap bar and a between-the-leg safety belt secures each rider across the thighs and pelvis. Due to the nature of the restraint, this ride may not accommodate guests of a larger size.

Rider Criteria: Guests must have a minimum of two functioning extremities; one functioning arm and one functioning leg. Guests must have a minimum of one full functioning leg (excluding prosthesis) and one leg amputated below the knee. Guests with a cervical collar, neck brace, broken collar bone, braced arm cast, or full leg cast are not permitted to ride. Guests with any prosthesis must consult with Guest Services or First Aid prior to waiting in line or riding.

Rider Access: Alternate access is available at the ride exit. Riders will have to take several steps, on their own or with the assistance of a companion, and be capable of elevating themselves up into the seat. Please use caution when entering and exiting as the ride unit may shift. Do not use the ride restraints for support as they will shift.

WARNING: This ride contains strobe lighting.

Woodstock Express 4



Guests must be 46" tall to ride alone OR 40" tall and accompanied by a supervising companion.

A junior wooden rollercoaster with banked curves and airtime hills.

Restraint System: A shared lap bar is positioned above the laps of all riders in the row. An individual seatbelt secures each rider across the thighs and pelvis. Due to the nature of the restraint, this ride may not accommodate guests of a larger size.

Rider Criteria: Guests must have a minimum of three functioning extremities. Two functioning arms are sufficient instead of three functioning extremities if the guest has a normal center of gravity and lower extremities are sufficiently strong to maintain proper riding posture under the dynamic conditions of the ride. Amputations must be below the knee. Guests with a cervical collar, neck brace, broken collarbone, full arm cast, braced arm cast, or full leg cast are not permitted to ride.

Rider Access: Alternate access is available at the ride exit. Riders will have to transfer into the seat, on their own or with the assistance of a companion. A transfer device is available upon request, which may assist a rider out of a wheelchair and into the ride unit. Please do not use the ride restraints for support while entering and exiting, as they will shift.

WARNING: This ride contains strobe lighting.

Woodstock Whirlybirds 2



Guests must be 36" tall to ride OR be accompanied by a supervising companion. Hand-held infants are not permitted.

Maximum Weight – 550 lb. per car; this ride only accommodates two adults per unit.

Spin around in this junior teacup ride where guests control the spin of their tea cup.

Restraint System: An individual seatbelt secures each rider across the thighs and pelvis. A door further encloses the ride unit.

Rider Criteria: Guests must have a minimum of two functioning extremities; one functioning arm (excluding prosthesis) and one functioning leg. Guests with a cervical collar, neck brace, broken collar bone, full arm cast, or braced arm cast are not permitted to ride.

There can be no sharp objects, such as metal prosthesis, on the slides. Hearing Devices or other electronic devices may be damaged by water. Please take the necessary steps to protect such items. Guests with glasses should wear a safety strap on the slides. Contact lenses are not recommended.

Guests requiring special accommodations should speak to a member of the Aquatics management team. Specifically designed attire made out of lycra or nylon type materials will be considered. Due to attraction manufacturer requirements, some riding restrictions may apply.



Life Jackets

A life jacket is required for children who are less than 48" tall in bare feet or those who are inexperienced or non-swimmers. Life jackets are available for all guests needing special consideration. Children less than 42" tall must wear a life jacket and be accompanied by a supervising companion. This policy will be enforced at Lazy Rider, Sand Dune Lagoon, and Tidal Wave Bay. Only Coast Guard approved life jackets are allowed as flotation devices. Life jackets are provided free of charge for guests who require one.



Ongoing Lifeguard Training

In an ongoing effort to provide a safe and enjoyable waterpark experience for our guests, Kings Dominion routinely utilizes training exercises to improve our lifeguards' skills and vigilance. These exercises will occur during normal operating hours and may consist of the following: submersible water mannequins; the use of video surveillance equipment; internal and external audits, and active/inactive water rescues and/or first aid scenarios.



Swim Diapers

All guests who require a diaper must wear a swim diaper to participate in waterpark attractions. Please visit a waterpark shop or see a lifeguard supervisor for assistance.



Water Wheelchairs & Pool Lifts

A water wheelchair is available for guests requiring additional assistance when at Tidal Wave Bay, Sand Dune Lagoon, Splash Island (ground level only), and Lighthouse Landing (ground level only). While enjoying either wavepool, the water level may not exceed the height of the seat on the chair. The water wheelchair may be used by multiple guests on the same day. A pool lift is available at the secondary exit of the Lazy Rider. Please speak to a member of our Aquatics Supervisory Team to obtain access to the water wheelchair or pool lift and for further information.

SOAK CITY WATERPARK ATTRACTIONS

The following descriptions are designed to give you information on the type of actions caused by various rides. Each of the following attractions will identify the restrictions according to the criteria itemized above. **In order to participate on most attractions, guests must have seated postural control, appropriate center of gravity, appropriate observed behavior, and the ability to enter and exit the ride safely.** Specific exceptions or qualifications to those four criteria will be noted in the information provided below. If you have been authorized for Alternate Access, follow the directions listed under each ride. Please use caution when entering and exiting waterpark attractions as the surrounding areas may be slippery. Conveying devices, such as tubes and rafts, may be slippery and can shift during loading and unloading.

Aqua Blast



Guests must be 48" tall in bare feet to ride.

Maximum Weight – 300 lb. per person

Located at the Hurricane Heights slide tower, Aqua Blast is an inner tube water slide that sends riders through an enclosed chute into a spine-tingling series of spirals ending in a 3½-foot deep pool. Four intense 360-degree turns across 449' of slide lead to one of the tightest and highest banking tube slide experiences at Soak City. One single rider per tube.

Rider Criteria: Guests must be seated in the tube, facing forward, and holding onto the handles. Guests must have a minimum of three functioning extremities. Guests with a cervical collar, neck brace, broken collar bone, full arm cast, forearm cast, braced arm cast, or full leg cast are not permitted to ride. Lower body casts (foot, lower leg, etc.) are not permitted on this ride.

Rider Access: Access to the attraction requires climbing several flights of stairs with a tube. Guests will have to ascend the slide tower and be capable of safely entering the tube, on their own or with the assistance of a companion. Please use caution when entering and exiting as the tube may shift. The tube and surrounding area may also be slippery.

Baja Bends



Guests must be 48" tall in bare feet to ride.

A maze of four individual body flumes where sliders will twist and turn ending in a 3½-foot deep splash pool.

Rider Criteria: Guests must lay feet first with their arms across their chest, legs crossed at the ankles, and back flat against the slide. Riders may not sit. Guests must have a minimum of three functioning extremities. Guests with a cervical collar, neck brace, broken collar bone, full arm cast, forearm cast, braced arm cast, or full leg cast are not permitted to ride. Lower body casts (foot, lower leg, etc.) are not permitted on this ride.

Rider Access: Access to the attraction requires climbing several flights of stairs. Guests will have to ascend the slide tower and be capable of safely entering the slide, on their own or with the assistance of a companion.

Note: Bathing suits are required for this ride. T-shirts and other loose fitting clothing are not permitted.

FreeStylin' 3



Guests must be 40" tall in bare feet to ride. Guests between 40" to 48" in bare feet must wear a life jacket.

Individual tube slide where riders experience twists, turns, and drops before ending into a 3½-foot deep pool.

Rider Criteria: Guests must be seated in the tube, facing forward, and holding onto the handles. Guests must have a minimum of three functioning extremities. Guests with a cervical collar, neck brace, broken collar bone, full arm cast, forearm cast, braced arm cast, or full leg cast are not permitted to ride. Lower body casts (foot, lower leg, etc.) are not permitted on this ride.

Rider Access: Access to the attraction requires climbing several flights of stairs with a tube. Guests will have to ascend the slide tower and be capable of safely entering the tube, on their own or with the assistance of a companion. Please use caution when entering and exiting as the tube may shift. The tube and surrounding area may also be slippery.

Lazy Rider 2



Children must be 42" tall in bare feet to ride alone. Guests under 42" tall in bare feet, including hand-held infants, must be accompanied by a supervising companion. Children under 48" tall in bare feet or those who are inexperienced or non-swimmers are required to wear a life jacket. A supervising companion may accompany up to 2 children.

A slow moving, winding river tube ride at a depth of 34" (86 cm.).

Rider Criteria: Guests must be able to maintain independent seated postural control and must have appropriate observed behavior or be accompanied by a supervising companion. Guests must have a minimum of two functioning extremities or be accompanied by a supervising companion. Hand-held infants must be accompanied by a supervising companion and wear a lifejacket. Guests who cannot enter/exit without endangering self or others must be accompanied by a supervising companion. Braced arm casts, full leg casts, cervical collars or neck braces, or broken collar bones are not permitted.

Rider Access: Access is available via the secondary exit stairs or pool lift. Guests will have to transfer to the stairs, lift, or tube, on their own or with the assistance of a companion. Please speak to a member of our Aquatics Supervisory Team to obtain access to the pool lift.

Lighthouse Landing – Play Structure 1



A multi-level play structure that features over 200 play elements, including dozens of interactive spray jets, water guns, adventuresome net bridges, awesome water wheels, and a giant 423-gallon tipping bucket that drenches everyone below.

Rider Criteria: Guests unable to maintain seated postural control must be accompanied by a supervising companion. Hand-held infants are not permitted to participate on elevated activity areas. Cervical collars or neck braces are not permitted to participate on elevated activity areas.

Rider Access: Access to the attraction requires climbing stairs. Guests will have to ascend the stairs on their own or with the assistance of a companion. Please use caution when entering and exiting as the area may be slippery.

Lighthouse Landing – Slides 3



Guests must be at least 36" tall in bare feet to participate on slides lower than 8 ft. in the air. Guests must be at least 40" tall in bare feet to participate on slides 8 ft. in the air or higher.

Maximum Weight – 200 lb. for slides lower than 8'; 300 lb. for slides higher than 8'.

Eight impressive body slides that range in height and color. Each body slide ends in a shallow runoff.

Rider Criteria: Guests must ride feet first or lay feet first with their arms across their chest, legs crossed at the ankles, and back flat against the slide. Guests must have a minimum of two functioning extremities; sufficient upper extremities to maintain the proper riding position and two functioning legs. Hand-held infants are not permitted. Guests with a cervical collar, neck brace, broken collar bone, full arm cast, forearm cast, braced arm cast, or full leg cast are not permitted to ride. Lower body casts (foot, lower leg, etc.) are not permitted on this ride.

Rider Access: Access to the attraction requires climbing stairs. Guests will have to ascend the stairs and be capable of safely entering the slide, on their own or with the assistance of a companion. Please use caution when entering and exiting as the area may be slippery.

Lil' Barefoot Beach – Pool 1



Guests must be less than 54" tall in bare feet or be accompanied by a child.

An interactive water playground for children with water depths ranging from 0" – 16".

Rider Criteria: Guests unable to maintain seated postural control, have the ability to safely enter and exit the ride or demonstrate appropriate observed behavior must be accompanied by a supervising companion.

Rider Access: Access is available at the zero depth section. Please see a lifeguard supervisor prior to taking a wheelchair into the pool.

Lil' Barefoot Beach – Slide 2



Guests must be less than 54" tall in bare feet to ride.

A small children's slide which empties into 16" of water.

Rider Criteria: Guest must ride feet first facing forward, one at a time. Guests are required to maintain seated postural control, have the ability to safely enter and exit the attraction, and have appropriate observed behavior or must be accompanied by a supervising companion to access the slide. Hand-held Infants may not ride slides. Guests with full arm casts, braced arm casts, full leg casts, cervical collars or neck braces, or broken collar bones are not permitted.

Rider Access: Access to the slide requires guests to walk up a few stairs.

Paradise Plunge 5



Guests must be at least 48" tall in bare feet to ride.

Maximum Weight – 300 lb. per rider

Thrill-seekers step into one of three chambers and wait anxiously for the floor to drop out from underneath their feet, sending them on a high-speed, almost vertical free fall through a series of loops and s-curves in a translucent flume. One single rider per slide. Maximum water depth is 6".

Rider Criteria: Guests must stand with their head and back against the slide, legs firmly crossed at the ankles, with arms folded across the chest, and maintain position throughout ride. Guests must have four functioning extremities. Guests with a cervical collar, neck brace, broken collar bone, full arm cast, forearm cast, braced arm cast, or full leg cast are not permitted to ride. Lower body casts (foot, lower leg, etc.) are not permitted on this ride.

Rider Access: Access to the attraction requires climbing several flights of stairs. Guests will have to ascend the slide tower and be capable of safely entering the slide, on their own or with the assistance of a companion.

Note: Loose articles are not permitted, including, but not limited to, piercings, necklaces, and rings.

Pipeline Peak Night Slider & Power Plunge 5



Guests must be at least 48" tall in bare feet to ride.

Maximum Weight – 300 lb. per rider

Two high speed, totally enclosed body slides in complete darkness at the top of a 77-foot platform. The black slide, Night Slider, is a speed slide with an almost vertical drop from the top of the tower and the purple slide, Power Plunge, is a black hole style body slide with endless twists and turns.

Rider Criteria: Guests must lay feet first with their arms across their chest, legs crossed at the ankles, and back flat against the slide. Riders may not sit. Guests must have four functioning extremities. Guests with a cervical collar, neck brace, broken collar bone, full arm cast, forearm cast, braced arm cast, or full leg cast are not permitted to ride. Lower body casts (foot, lower leg, etc.) are not permitted on this ride.

Rider Access: Access to the attraction requires climbing several flights of stairs. Guests will have to ascend the slide tower and be capable of safely entering the slide, on their own or with the assistance of a companion.

Pipeline Peak Rip Slide & Turbo Twister 4



Guests must be at least 48" tall in bare feet to ride.

Maximum Weight – 300 lb. per single person tube; 600 lb. per double tube

From Pipeline Peak's™ 45-foot level, these two slides send riders, who are seated on an inner tube, through twists and turns in near complete darkness.

Rider Criteria: Guests must be seated in the tube, facing forward, and holding onto the handles. Guests must have a minimum of three functioning extremities. Guests with a cervical collar, neck brace, broken collar bone, full arm cast, forearm cast, braced arm cast, or full leg cast are not permitted to ride. Lower body casts (foot, lower leg, etc.) are not permitted on this ride.

Rider Access: Access to the attraction requires climbing several flights of stairs with a tube. Guests will have to ascend the slide tower and be capable of safely entering the tube, on their own or with the assistance of a companion. Please use caution when entering and exiting as the tube may shift. The tube and surrounding area may also be slippery.

Sand Dune Lagoon 3



Guests must be less than 54" tall in bare feet to participate. Guests over 54" tall in bare feet must be accompanied by a child under 54" tall in bare feet to participate. Children less than 48" tall in bare feet or those who are inexperienced or non-swimmers are required to wear a life jacket. Children less than 42" tall in bare feet must wear a life jacket and be accompanied by a supervising companion. A supervising companion may accompany up to 2 guests.

A children's wave pool with depths ranging from 0' – 3' (0 – 91.44 cm). Waves are generated for 5 minutes on, and then 5 minutes off. During wave action, strenuous activity is required. Prolonged exposure to wave action may result in fatigue. Exercise caution in deep water.

Rider Criteria: Guests must be able to maintain independent seated postural control and must have appropriate observed behavior or be accompanied by a supervising companion. Guests must have a minimum of two functioning extremities or be accompanied by a supervising companion. Hand-held Infants participation or water depth may be restricted if necessary and must be accompanied by a supervising companion. Guests with a full arm cast or full leg cast are welcome to enjoy the attraction, but participation or water depth may be restricted if necessary. Guests with a cervical collar, neck brace, broken collar bone or braced arm cast cannot participate.

Rider Access: Access is available via the zero depth entry. This attraction is wheelchair accessible, although the water level may not exceed the height of the seat on the chair. A water wheelchair is available for guests requiring additional assistance. Please speak to a member of our Aquatics Supervisor Team to obtain access to the water wheelchair.

Splash Island 1



Children must be less than 54" tall in bare feet to participate. Guests over 54" tall in bare feet must be accompanied by a child under 54" tall in bare feet to participate.

A zero-depth interactive water playground.

Rider Criteria: Guests unable to maintain seated postural control, have the ability to safely enter and exit the attraction or demonstrate appropriate observed behavior must be accompanied by a supervising companion. Hand-held Infants must be accompanied by a supervising companion.

Rider Access: The ground level attractions are fully accessible. Please see a lifeguard supervisor prior to taking a wheelchair onto the pad.

Splash Island – Slides 1



Children must be less than 54" tall in bare feet to ride.

Small slides for children.

Rider Criteria: Guests are required to maintain seated postural control. Guests unable to safely enter and exit the ride or demonstrate appropriate observed behavior must be accompanied by a supervising companion to access the slide. Guests must have a minimum of two functioning extremities. Hand-held Infants may not ride slides. Guests with full arm casts, braced arm casts, full leg casts, cervical collars or neck braces, or broken collar bones are not permitted.

Rider Access: Access to the slides require guests to walk up a few stairs.

Thunder Falls 5



Guests must be 48" tall in bare feet to ride.

Maximum Weight – 300 lb. per rider

A set of inner tube water slide that offer a variety of exciting twists, turns, and drops going in and out of darkness before a high-speed drop into the 3½-foot deep catch pool.

Rider Criteria: Guests must be seated in the tube, facing forward, and holding onto the handles. Guests must have a minimum of three functioning extremities. Guests with a cervical collar, neck brace, broken collar bone, full arm cast, forearm cast, braced arm cast, or full leg cast are not permitted to ride. Lower body casts (foot, lower leg, etc.) are not permitted on this ride.

Rider Access: Access to the attraction requires climbing several flights of stairs with a tube. Guests will have to ascend the slide tower and be capable of safely entering the tube, on their own or with the assistance of a companion.

Tidal Wave Bay 3



Children less than 48" tall in bare feet or those who are inexperienced or non-swimmers are required to wear a life jacket. Children less than 42" tall in bare feet must wear a life jacket and be accompanied by a supervising companion. A supervising companion may accompany up to 2 guests.

A 450,000-gallon wave pool with depths ranging from 0' – 6' (0 – 183 cm). Waves are generated for 5 minutes on, and then 5 minutes off. During wave action, strenuous activity is required. Prolonged exposure to wave action may result in fatigue. Exercise caution in deep water.

Rider Criteria: Guests must be able to maintain independent seated postural control and must have appropriate observed behavior or be accompanied by a supervising companion. Guests must have a minimum of two functioning extremities or be accompanied by a supervising companion. Hand-held infants participation or water depth may be restricted if necessary and must be accompanied by a supervising companion. Guests with a full arm cast or full leg cast are welcome to enjoy the attraction, but participation or water depth may be restricted if necessary. Guests with a cervical collar, neck brace, broken collar bone or braced arm cast cannot participate.

Rider Access: Access is available via the zero depth entry. This attraction is wheelchair accessible, although the water level may not exceed the height of the seat on the chair. A water wheelchair is available for guests requiring additional assistance. Please speak to a member of our Aquatics Supervisor Team to obtain access to the water wheelchair.

Zoom Flume 4



Guests must be at least 42" tall in bare feet.

Maximum Weight – 1,000 lb. per raft

Four-person family raft water slide with banked turns and drops ending in a 2-foot deep splash pool. Minimum two riders; maximum four.

Rider Criteria: Guests must be seated with your back against the raft, facing forward, and holding onto the handles. Guests must have a minimum of three functioning extremities. Guests with a cervical collar, neck brace, broken collar bone, full arm cast, braced arm cast, or full leg cast are not permitted to ride. Lower body casts (foot, lower leg, etc.) are not permitted on this ride.

Rider Access: Access to the attraction requires climbing several flights of stairs. Guests will have to ascend the slide tower and be capable of safely entering the raft, on their own or with the assistance of a companion. Please use caution when entering and exiting as the tube may shift. The tube and surrounding area may also be slippery.

ENTERTAINMENT



Due to the popularity of our shows, we suggest that you arrive early as seating may be limited.

Show schedules are available at Guest Services and at any theatre entrance. All Entertainment venues are accessible to guests who are mobility impaired. Assisted listening devices are available for guests who are hearing impaired. Large print scripts may also be available. Ask any associate at the venue for assistance.

Action Theater

The Action Theater located between International Street and Old Virginia, is an indoor theater with bench seating used for showing movies and music festival competitions. Access to the theater is to the left of the main entrance. Use the path on the right before the building exit. There are viewing areas that accommodate wheelchairs and companions. Please ask an Usher for assistance. All guests exit through the exit doors.

Candy Apple Grove Stage

The Candy Apple Grove Stage located near Twist & Shop, is a multi-purpose stage used for performers, presentations, and special events. The venue does not have seating.

Grande Bandstand

The International Street Grande Bandstand located under the Eiffel Tower, is a multi-purpose stage used for performances, presentations, and special events. The venue does not have seating.

Kings Dominion Theatre

The Kings Dominion Theatre, located in Old Virginia, is an indoor theatre featuring main stage show productions. Access to the theatre is through the main entrance doors across from the Blue Ridge Tollway. Doors typically open 15 minutes before show time and close promptly at the start of the show. There are viewing areas that accommodate wheelchairs and companions. Please ask an Usher for assistance. After the show, an Usher will assist you with exiting the theatre.

Kingswood Amphitheater

The Kingswood Amphitheater is a large outdoor concert venue. Access is through the main entrance. There are viewing areas that accommodate wheelchairs and companions. Please ask an Usher for assistance.

PEANUTS™ Playhouse

The PEANUTS™ Playhouse, located in the heart of Planet Snoopy™, is a small outdoor venue featuring shows for kids. Access to the seating area can be found on either side of the stage. There are viewing areas that accommodate wheelchairs and companions. Please ask an Usher for assistance.

PEANUTS™ Showplace

The PEANUTS™ Showplace, located in Planet Snoopy™, is a covered, outdoor theater with stadium seating. Access to the theater is across from the Planet Snoopy™ Fountain. The venue typically opens 15 minutes prior to show. There are viewing areas that accommodate wheelchairs and companions. Please ask an Usher for assistance.

HALLOWEEN HAUNT®

Halloween Haunt at Kings Dominion has extreme attractions that are designed to scare and startle. These attractions and the park in general will have areas of low lighting, strobe lighting, loud sound, and dense fog. Guests with respiratory sensitivities, history of seizures or epilepsy, or sensitivities to loud music and sound effects are advised not to participate in these attractions.

Characters inside our Haunt attractions will not touch you; please do not touch them in any manner. Those that do will be removed from the park without refund. Rowdy behavior and profanity are also causes for removal from the park. For safety reasons, guests may not wear their own face paint, costumes, or masks.

Please adhere to all posted and verbal warnings and directions.

WINTERFEST

Kings Dominion's WinterFest event is filled with delightful holiday cheer for guests of all ages. Many areas of the park will have low lighting, snow machines, and strobe style lighting. Guests with a history of seizures or epilepsy should be aware of flashing and strobing style lighting that will present throughout the park. Please stop by Guest Services for any additional questions.

Snow Flake Lake



Guests 10 years of age or younger must be accompanied by a Supervising Companion on the ice at all times.

This traditional styled ice skating rink allows participants to skate in a counter-clockwise direction around the ice rink. Ice skates are required for all participants on the ice. Speed skating, roughness, excessive speeding or weaving through other skaters is prohibited.

Rider Criteria: Guests must have appropriate observed behavior to participate. Guests with a cervical collar, neck brace, broken collar bone, full arm cast, forearm cast, braced arm cast, or full leg cast are not permitted to ride. Lower body casts (foot, lower leg, etc.) are not permitted to participate.

Rider Access: Access to the attraction requires guests to be able to take several steps and step on to the ice on their own or with the assistance of a companion. Please see an ice rink associate for details.

Note: This is an extra charge attraction.

WARNING

Many rides at Kings Dominion are dynamic and thrilling. There are inherent risks in riding any amusement ride. For your protection, each ride is rated for its special features, such as high speeds, steep drops, sharp turns, or other dynamic forces. If you choose to ride, you accept all of these risks. Restrictions for guests of larger size (height or weight) are posted at certain rides. Guests with disabilities should refer to our Ride Admission Policy available at Guest Services. Participate responsibly. You should be in good health to ride safely. You know your physical conditions and limitations, Kings Dominion does not. If you suspect your health could be at risk for any reason, or you could aggravate a pre-existing condition of any kind, **DO NOT RIDE!**

All passenger restraint systems, including lap bars, shoulder harnesses and seatbelts, must be positioned, fastened and tightened properly to allow guests to ride.

Information in this guide is subject to changes.



P.O. Box 2000 | Doswell, Virginia 23047-2000
804.876.5000

kingsdominion.com